

Dive in.

Discover something
new about your
community.



PHOTO BY ERIN HARTLEY

2021

THE TEMISKAMING FOUNDATION'S

VitalSigns®



TTF



MESSAGE FROM THE VITAL SIGNS® COMMITTEE

Dear Friends,

Welcome to The Temiskaming Foundation's first Vital Signs® report.

Our Foundation was established 27 years ago by a group of community leaders who envisioned a way to unite our community in building a strong, resilient place to live, work and play. They wanted to build enduring systems that would support our community through future challenges they couldn't predict.

We started this Vital Signs® project in pursuit of that commitment, and to deepen our understanding about issues that contribute to our individual and collective quality of life. As a community foundation, our role goes beyond promoting philanthropy; we inform, unify, and encourage collective action to build an even stronger community.

The COVID-19 pandemic has affected virtually every aspect of our lives and has surfaced needs that we could not have foreseen. As we continue to navigate through this pandemic, The Temiskaming Foundation is guided by our commitment to building a strong, resilient community.

This report is a snapshot of the Temiskaming region and highlights some of the many indicators that provide insight into the quality of life in our community. We encourage you to share this report with your friends, family, neighbours, and colleagues. We hope that it will initiate conversations and encourage collaborative solutions to the challenges our community faces today, and in the future.

On behalf of the Vital Signs® Committee and the Board of Directors, thank you for reading and sharing our passion for this exceptional community. Together, we can build an even stronger Temiskaming.

Sincerely,

The Vital Signs® Committee

Vital Signs® Advisory Network

The following advisors have helped guide the development and process of this Vital Signs® report. They generously contributed their time, resources, and expertise to this project, and we thank them for their support.

Al Willard

Vital Signs® Committee

Chris Oslund

Vital Signs® Committee

Ghislain Lambert

Vital Signs® Committee

Jack Birtch

Vital Signs® Committee

Lynne Bernier

Vital Signs® Committee

Mark Wilson

Vital Signs® Committee

Kerry Schubert-Mackey

Timiskaming Health Unit

Janet Smale

Timiskaming Health Unit

Charles Cirtwill

Northern Policy Institute

This project is supported by:



Northern Ontario Heritage Fund



Special thanks to
Allan Bartlett and Jack Birtch
for their support.

TABLE OF CONTENTS

3	Table of Contents
4	Introduction
6	How to Read This Report
8	Timiskaming or Temiskaming?
13	A Village of 100
18	Arts & Culture
20	Belonging & Engagement
22	Education & Lifelong Learning
24	Employment & Economy
26	Agriculture
27	Mining
28	Environment & Sustainability
30	Health & Well-Being
32	Community Safety
33	Road Safety
34	Housing
36	Standard of Living
38	Families
39	Sports & Recreation
40	Temiskaming Voices
48	Community Survey
50	Appendix



THE
TEMISKAMING
FOUNDATION

The Temiskaming Foundation is committed to strengthening community wellbeing. We do this by inspiring giving, by thoughtfully caring for the assets entrusted to us, and by supporting ideas, initiatives and activities that strengthen our communities.

61 Whitewood Ave, Box 1084
New Liskeard ON P0J 1P0
705-647-1055
temiskamingfoundation.ca
Charitable BN: 888535465RR0001

VITAL SIGNS® TEAM

Claire Hendriks
Executive Director

Cherry Wong
Project Coordinator

Julia Bigelow
Project Coordinator

Translation:
Peggy Morin, C.Tr., OCT
Morin Services

Cover Photo:
Erin Hartley

Special thanks to:
Victoria Foundation

Vital Signs® is a community check-up conducted by community foundations across Canada that measures the vitality of our communities and identifies significant trends in a range of areas critical to quality of life. Vital Signs® is coordinated nationally by Community Foundations of Canada.

The Vital Signs® trademark is used with permission from Community Foundations of Canada.



COMMUNITY
FOUNDATIONS
OF CANADA

VitalSigns.

Our neighbouring community foundations are:
Fondation communautaire du Témiskaming
(Earlton) and Temagami Community Foundation



instagram.com/
tffvitalsigns



facebook.com/
temiskamingfoundation



WELCOME

The Temiskaming Foundation acknowledges the Algonquin, Anishinaabe and Cree peoples as caretakers of this land and their culture, which we recognize, respect, and support as we live, work, play and create in the region of Temiskaming which we now share.

ABOUT VITAL SIGNS®

Vital Signs® is an evidence-based report used to measure the health and well-being of communities across Canada. It identifies trends, starts conversations, and helps communities act on local priorities. The goal of Vital Signs® is to offer a readable and engaging report that encourages dialogue and action from all segments of a community, including residents, organizations, institutions, and political leaders.

The Temiskaming Foundation produces this report to help connect charitable giving to community needs and opportunities. Special thanks to the Victoria Foundation for allowing us to borrow their approach, and to Community Foundations of Canada for supporting a coordinated national Vital Signs® initiative. To learn more, visit communityfoundations.ca/vitalsigns.

INTERSECTIONS

This report is divided into key issue areas, but they do not exist in isolation. These topics, along with many others, are all interconnected. We cannot truly understand one without considering its connection to other subjects within our community.

We acknowledge the limitations of this report and recognize that it does not provide a complete view of our community. This is just the beginning, and we hope to explore other themes in future Vital Signs® Reports. We look forward to engaging with members of our community, and we hope that this work will become part of a broader conversation and movement for change.



PHOTO BY BROCK MACDONALD



ABOUT THE TEMISKAMING FOUNDATION

Sharing in the growth of our community.

Founded in 1994, the Temiskaming Foundation (TTF) is part of a network of almost 200 Community Foundations across Canada. Serving the region from Latchford to Kirkland Lake, we have granted over \$4 million to local charities and organizations that strengthen and enrich the environment in which we all live, work and play.

As a Community Foundation, our mandate is to help the residents of our area create a better place to live. We do this by managing gifts from donors whose generosity allows us to create permanent endowment funds that earn income. The income generated from these funds is granted to support community initiatives. Perpetual granting allows donors to maximize the value of their gift and support the needs of our community now and forever.

Together, we help build strong and resilient communities.

For more information about what we do, please visit: temiskamingfoundation.ca



**OVER \$4 MILLION
GRANTED TO OUR COMMUNITY**



**26
YEARS OF
GIVING**



**100+
ENDOWMENT
FUNDS**




**2000+
GRANTS
GIVEN**



**350+
SCHOLARSHIPS**



**10M+
IN ASSETS**



HOW TO READ THIS REPORT

This report is divided into four main sections:



VITAL INFORMATION

page 8-15

This section provides some background information about topics mentioned later in this report. These pages are marked with a "Vital Information" banner at the top-left corner.



COMMUNITY IMPACT: COVID-19

page 16-17

These pages provide a "snapshot" of the current COVID-19 situation in our community.

Although the pandemic has affected every topic in this report, we weren't able to explore the full scale and scope of the impact due to current data limitations (access/availability at the community level). This section aims to share some of what we know so far.



VITAL TOPICS

page 18-39

These pages feature locally-relevant information and indicators examining different areas in our community.

Please note that the data pages use both Timiskaming and Temiskaming (spelling variations). When applicable, the spelling used mirrors the original data source.



TEMISKAMING VOICES

page 40-47

This section aims to capture the "voice" of our community through one-on-one interviews with Temiskaming residents. They shared their experiences and thoughts on our community- what we're doing well, and what we could do to improve.



HOW TO READ THIS REPORT

VITAL TOPICS PAGE

This section, found on pages 18 to 39, feature locally-relevant information and indicators examining different areas in our community. Some topics are one-pagers and look slightly different, but they contain many of the same elements described below.

» SUSTAINABLE DEVELOPMENT GOALS (SDG)

These icons correspond with some of the SDGs relevant to the topic area. Learn more about the SDGs on Page 12.



PHOTO BY BROCK MACDONALD

ENVIRONMENT & SUSTAINABILITY



» LOCAL INDICATORS & SECONDARY DATA

Indicators help track our community's progress over time. Data was collected from a variety of sources, such as Statistics Canada, Ontario Data and the Timiskaming Health Unit. A complete list of data sources can be found at temiskamingfoundation.ca/vitalsigns.

COMMUNITY HIGHLIGHT

Climate Action Timiskaming is a grassroots local group fostering productive conversations and action in the Timiskaming region. So far, they've hosted several climate talks, presentations and tree-planting events that were planned by TSSS students and more. To learn more about their initiatives visit: fb.me/TimiskClimate/

SUSTAINABLE TRANSPORTATION

9.8% of the 1540 people commuting to work in Timiskaming use sustainable transportation (Ontario: 22.2%)

1.8% Public transit

8.0% Active transport

CLIMATE CHANGE


The annual average temperature for the Timiskaming District was:

- 1951 to 1980: 1.9 °C
- 1981 to 2010: 2.8 °C

Under a high emissions scenario annual average temperatures are projected to be:

- 2021 to 2050: 4.6 °C
- 2051 to 2080: 6.8 °C

Source: Climate Data Canada



FARMING & SUSTAINABILITY

18 FARMS in Timiskaming report having renewable energy sources (solar panels/wind turbines)

ENERGY CONSUMPTION

- 9% There has been over a 9% reduction of energy consumption in the City of Temiskaming Shores over a 5 year period (2014-2018).
- 38% From 2014-2019 the Swastika Wastewater Treatment Plant reduced their energy consumption by 38% through replacing 4 high lift pumps.
- 5% The Town of Kirkland Lake plans to decrease their overall municipal energy consumption by 5% (from 2018 to 2025).

SURVEY GRADE

C+

COMMUNITY STORY:

Bats play a vital role in maintaining the balance and supporting the health of our ecosystems. As insect eaters they provide an important ecological service to agriculture and forestry industries by controlling the population of unwanted insects. Bat colonies near orchards can decrease pesticide requirements by up to 50%. Unfortunately, four of the highest at risk species found in Ontario are endangered, three are threatened by a disease known as White Nose Syndrome. Mortality rates have reached over 90% in caves, making it one of the most destructive wildlife diseases in the past century.

Agnico Eagle looked at ways they could help protect endangered bats in Cobalt. They are a protected habitat on bat huts for these endangered species. So Agnico Eagle Mine Reclamation Team assessed the infrastructure of old Agnico Eagle mine worksites to ensure suitable temperature and airflow. They designed bat friendly closure measures. Their primary goal was to preserve safe bat friendly habitats that keep people out without disturbing or harming the bats. There are now six bat huts installed in some of the Agnico Eagle closed mines in the Cobalt Area!

SURVEY RESULTS

42% of respondents rated environmental education in our community as Below Average or Poor	GOOD/EXCELLENT: 19%
39% of respondents rated our community's actions on climate change as Below Average or Poor	AVERAGE: 39%
50% of respondents rated their support unit as recycling and reducing household waste as Good/Excellent	BELOW/AVERAGE/POOR: 42%
	GOOD/EXCELLENT: 18%
	AVERAGE: 43%
	BELOW/AVERAGE/POOR: 39%
	GOOD/EXCELLENT: 55%
	AVERAGE: 24%
	BELOW/AVERAGE/POOR: 21%

Climate change is projected to affect the health of residents by 2050 in the following ways:

- 16% Increase in skin cancer and UV radiation
- +RISK of exposure to West Nile mosquitoes that spread disease
- OVER 5X as many heat waves

» COMMUNITY STORY & COMMUNITY HIGHLIGHT

These stories and highlights feature organizations, initiatives or projects in our community.

» COMMUNITY OPINION SURVEY: GRADE AND RESPONSES

In early 2021, we conducted an online survey and asked community members to answer questions about our community. Each respondent was also asked to assign a rating or "grade" for each topic area. These are some of the results. Learn more about the survey on pages 14-15.

THE TIMISKAMING DISTRICT

TIMISKAMING OR TEMISKAMING?

The debate over the spelling of Timiskaming/Temiskaming originated in the 18th century and continues today. Timiskaming is an Algonquin toponym, or place name, meaning “Where the lake has deep and shallow water”^[1]. Today, both Temiskaming and Timiskaming are used throughout the region, with the latter spelling used for the Census Division, Health Region, and electoral districts. Some claim “Timiskaming” was a typographical mistake made by a government official, but both variations (and many more) appear in historical archives and maps that predate the Canadian Confederation^[2].

The Temiskaming Foundation’s catchment area mirrors that of the Timiskaming Census Division, but for us, community isn’t defined by geographical boundaries. We believe that our feelings of belonging and the things that unite us aren’t defined by a line on the map. We choose to take the most inclusive view and use “Temiskaming” to represent our community, defined not by residence, but rather by the connections we have to this area and to each other.

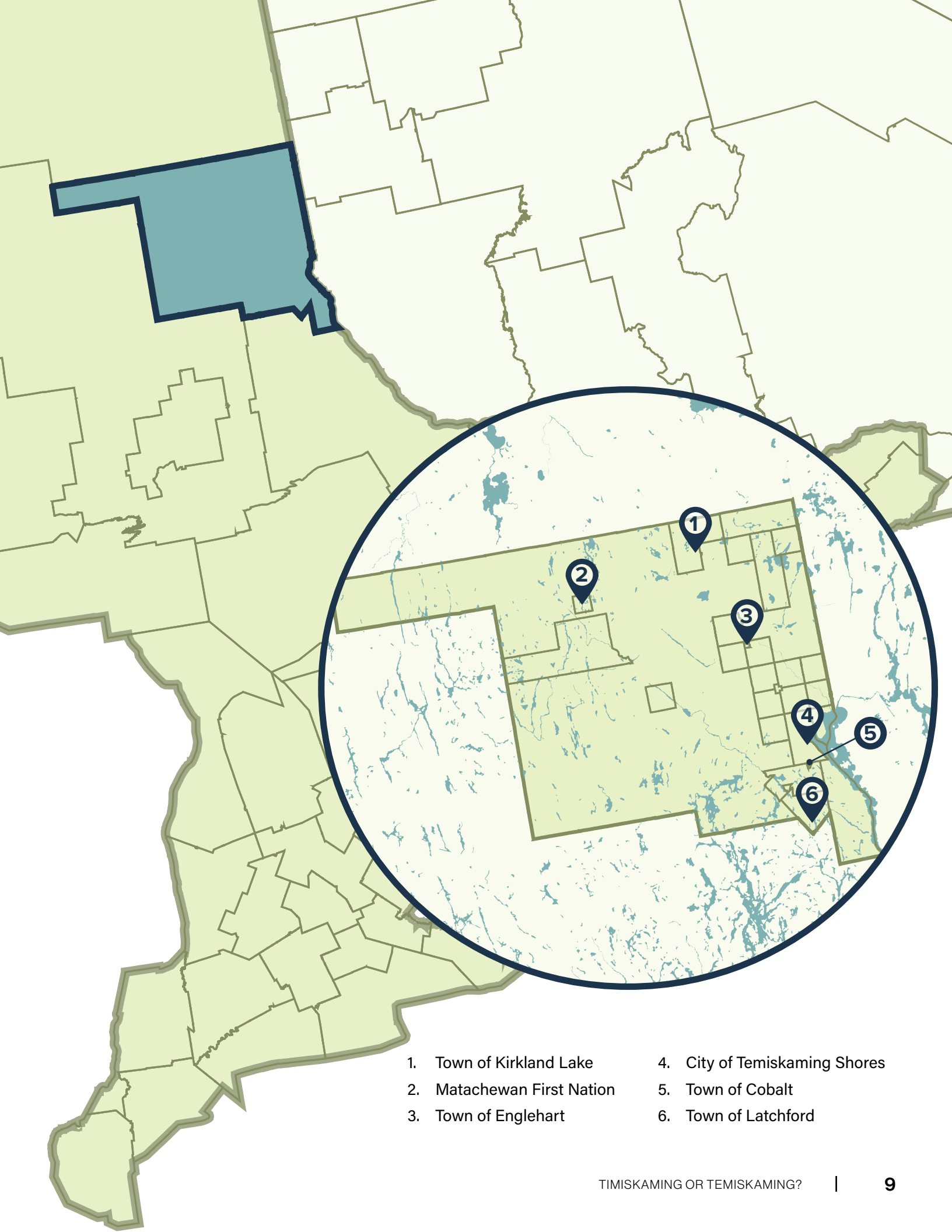
Throughout this report, you'll find both spelling variations of "Temiskaming" and "Timiskaming". When possible, we try to follow the same spelling as the data source. As a rule of thumb, "Timiskaming" usually describes a specific geographical division or catchment area.

Many Algonquin toponyms have disappeared from maps. The Land that Talks is a project by the Algonquin Nation Secretariat that aims to bring back Algonquin toponyms in our region. We encourage you to browse their map to learn more. www.algonquinnation.ca/toponym/

Footnotes:

[1] Algonquin Nation Secretariat. (n.d.). The Land that Talks: A multimedia tour of Algonquin place names. Retrieved May 12, 2021, from <http://www.algonquinnation.ca/toponym/en/map/>

[2] Winearls, J. (1991). Mapping Upper Canada, 1780-1867: An annotated bibliography of manuscript and printed maps. University of Toronto Press.



- | | |
|----------------------------|-------------------------------|
| 1. Town of Kirkland Lake | 4. City of Temiskaming Shores |
| 2. Matachewan First Nation | 5. Town of Cobalt |
| 3. Town of Englehart | 6. Town of Latchford |



"The Truth and Reconciliation Commission

has been mandated to inform all Canadians about what happened in the [residential] schools and to guide a process of national reconciliation. For the child taken, and for the parent left behind, we encourage Canadians to read this history, to understand the legacy of the schools, and to participate in the work of reconciliation."

- Truth and Reconciliation Commission of Canada

From the report **"They Came for the Children: Canada, Aboriginal Peoples, and Residential Schools"** (2012)

THE TRUTH AND RECONCILIATION COMMISSION OF CANADA

Truth commissions have been used worldwide to discover the facts, root causes and societal consequences of past human rights violations. They conclude with a final report, including recommendations for reform to prevent such abuses from happening again.

The Truth and Reconciliation Commission of Canada (TRC) was established in 2008 to document and share the history and impact of the residential school system. They listened to the truth of Survivors, their families, communities, and many others personally affected by the residential school experience. They documented the deep impacts of the legacy of residential schools, and how the forced separation and suppression of culture affected Indigenous communities, families, and cultural connections through generations.

In June 2015, the TRC prepared an Executive Summary of their findings, along with 94 Calls to Action. The Calls to Action are a series of steps calling on all levels of government, institutions, and organizations within our communities to work together to acknowledge the trauma and redress the harm caused by the residential school system. They provide a path to create a joint vision of reconciliation based on mutual respect.

The TRC released the Final Report in December 2015. The six-volume report discusses the Commission's work, and what they heard, read, and concluded about the residential school system and its legacy.

The full report has been made available through the National Centre for Truth and Reconciliation (NCTR) at: nctr.ca/reports

UNITED NATIONS DECLARATION ON THE RIGHTS OF INDIGENOUS PEOPLES

The United Nations Declaration on the Rights of Indigenous Peoples (UNDRIP) is a document that describes the individual and collective rights of Indigenous Peoples around the world. The rights contained in the declaration "constitute the minimum standards of the survival, dignity and well-being of the Indigenous Peoples of the world" (UNDRIP Article 43). The UNDRIP was officially adopted in September 2007 by a majority vote. Canada was one of four nations that voted against it. In 2016, Canada reversed its position and officially adopted the UNDRIP.

The Principles of Reconciliation from the Truth and Reconciliation Commission (TRC) of Canada confirms UNDRIP as the "framework for reconciliation at all levels and across all sectors of Canadian society". The TRC Calls to Action #43 calls on all levels of government to "fully adopt and implement the United Nations Declaration of Indigenous Peoples as the framework for reconciliation".

To learn more about the declaration, visit un.org



"Many students who went to residential school never returned. They were lost to their families. They died at rates that were far higher than those experienced by the general school-aged population. Their parents were often uninformed of their sickness and death. They were buried away from their families in long-neglected graves.

No one took care to count how many died or to record where they were buried. The most basic of questions about missing children— Who died? Why did they die? Where are they buried? — have never been addressed or comprehensively documented by the Canadian government."

*From "Canada's Residential Schools: Missing Children and Unmarked Burials".
Volume 4 of the Final Report of the Truth and Reconciliation Commission of Canada. Available at nctr.ca*

Calls to Action #71 to #76: Missing Children and Burial Information

71. We call upon all chief coroners and provincial vital statistics agencies that have not provided to the Truth and Reconciliation Commission of Canada their records on the deaths of Aboriginal children in the care of residential school authorities to make these documents available to the National Centre for Truth and Reconciliation.
72. We call upon the federal government to allocate sufficient resources to the National Centre for Truth and Reconciliation to allow it to develop and maintain the National Residential School Student Death Register established by the Truth and Reconciliation Commission of Canada.
73. We call upon the federal government to work with churches, Aboriginal communities, and former residential school students to establish and maintain an online registry of residential school cemeteries, including, where possible, plot maps showing the location of deceased residential school children.
74. We call upon the federal government to work with the churches and Aboriginal community leaders to inform the families of children who died at residential schools of the child's burial location, and to respond to families' wishes for appropriate commemoration ceremonies and markers, and reburial in home communities where requested.
75. We call upon the federal government to work with provincial, territorial, and municipal governments, churches, Aboriginal communities, former residential school students, and current landowners to develop and implement strategies and procedures for the ongoing identification, documentation, maintenance, commemoration, and protection of residential school cemeteries or other sites at which residential school children were buried. This is to include the provision of appropriate memorial ceremonies and commemorative markers to honour the deceased children.
76. We call upon the parties engaged in the work of documenting, maintaining, commemorating, and protecting residential school cemeteries to adopt strategies in accordance with the following principles:
 - i. The Aboriginal community most affected shall lead the development of such strategies.
 - ii. Information shall be sought from residential school Survivors and other Knowledge Keepers in the development of such strategies.
 - iii. Aboriginal protocols shall be respected before any potentially invasive technical inspection and investigation of a cemetery site.

SUSTAINABLE DEVELOPMENT GOALS

The Sustainable Development Goals (SDGs) are 17 interconnected goals that serve as a blueprint to achieve a better and more sustainable future. Canada is one of 193 countries participating in this United Nations initiative. The goals are a universally shared vision that applies to people and communities everywhere. They provide a shared language to unite communities, provinces, and countries in common action. Visit globalgoals.org for more information.

Find these icons in the report to learn how the SDGs relate to Vital Signs® and key issues in our community.



End poverty in all its forms everywhere



Ensure access to affordable, reliable, sustainable and modern energy for all



Take urgent action to combat climate change and its impacts



End hunger, achieve food security, and promote sustainable agriculture



Promote sustained, inclusive and sustainable economic growth, full and productive employment and decent work for all



Conserve and sustainably use the oceans, seas and marine resources for sustainable development



Ensure healthy lives and promote wellbeing for all at all age stages



Build resilient infrastructure, promote inclusive and sustainable industrialization and foster innovation



Protect, restore and promote sustainable use of terrestrial ecosystems, sustainably manage forests, and halt and reverse land degradation and halt biodiversity loss



Ensure equitable, quality education and promote lifelong learning opportunities



Reduce inequality within and among countries



Promote peaceful and inclusive societies for sustainable development, provide access to justice for all and build effective, accountable and inclusive institutions



Achieve gender equality and empower all women and girls



Make cities and human settlements inclusive, safe, resilient and sustainable



Strengthen the means of implementation and revitalize the Global Partnership for Sustainable Development



Ensure availability and sustainable management of water and sanitation for all



Ensure sustainable consumption and production patterns



IF THE TIMISKAMING DISTRICT WAS A VILLAGE OF 100

Based on the 2016 Census, if the Timiskaming District was made up of 100 people, there would be...

GENDER	
TIMISKAMING	CANADA
50 MALES	49 MALES
50 FEMALES	51 FEMALES

Source: Statistics Canada

	AGE	
	TIMISKAMING	CANADA
0 - 14	15	17
15 - 24	11	12
25 - 64	52	54
65 - 74	12	10
75 - 84	7	5
85 +	2	2

Source: Statistics Canada

TIMISK. / CANADA
47 / 41 MEDIAN AGE
\$31K / \$34K MEDIAN TOTAL INCOME (INDIVIDUAL)
2.7 / 2.9 MEDIAN FAMILY SIZE

Source: Statistics Canada

INCOME (INDIVIDUAL)

	TIMISKAMING	CANADA
Under \$10,000	11	11
\$10,000-\$29,999	28	24
\$30,000-\$59,999	23	23
\$60,000-\$99,999	13	13
\$100,000 +	6	6
Not Applicable*	20	22

Source: Statistics Canada

* Not applicable includes those who are under 15 and those who do not live in private households. Numbers may not add up to 100 due to rounding.

MISCELLANEOUS

	TIMISKAMING	CANADA
Self-Employed*	11	12
Employed*	53	55
Visible Minority	2	22
Aboriginal Identity	8	5
Immigrant	4	22

Source: Statistics Canada

* Of the population aged 15 and over

TIMISKAMING / CANADA

84 / 64

SPEAK ENGLISH MOST OFTEN AT HOME

14 / 20

SPEAK FRENCH MOST OFTEN AT HOME

34 / 18

KNOW ENGLISH AND FRENCH

Source: Statistics Canada

METHODOLOGY

The data featured in this report is a combination of results from our Community Survey and secondary data from a range of organizations and sources. For more information and a full list of references, please visit temiskamingfoundation.ca/vitalsigns.



A total of 655 community members added their voices to the Temiskaming Foundation's Vital Signs® by providing ratings on each topic area and answering questions about their experiences in our community. They submitted more than 400 comments, sharing their thoughts on our community's strengths, challenges, and opportunities.

GRADING



Survey participants were asked to rate the issue areas based on the scale below. Ratings were then converted to a numerical scale, with 5 being "Excellent". The average rating is used in the report to compare across issue areas.



Excellent, stay the course



Good, but improvements could be made



Average performance



Below average, more work is required



Failure, immediate action is required

COMMUNITY PERCEPTION SURVEY

The Temiskaming Foundation conducted two online community surveys based on a voluntary, self-selected respondent population. The general survey was available to all interested individuals in the Timiskaming District from January to March 2021. An adapted version of the survey was advertised to students attending Timiskaming District Secondary School and Englehart High School. The results should be interpreted based on the survey participants and may not be representative of the Timiskaming District overall.

SECONDARY DATA

To complement our survey data, this report also features data from secondary sources. The majority comes from Statistics Canada and the Community Data Program through the Northern Policy Institute.

We try our best to feature data that is relevant and recent. Due to access and availability constraints, some of the data we used may be outdated or may not reflect the impact of COVID-19 on our community.

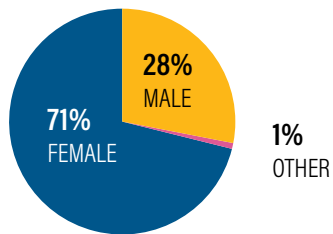
Community Foundations of Canada developed common indicators from institutional sources for Vital Signs® communities to choose from. We also developed our own unique indicators by assessing survey responses and through consultation with our advisory network. The indicators were chosen based on availability, accessibility, and reliability of data for our geography. Temiskaming is an umbrella term that we use to refer to our overall community and may apply to different geographical areas depending on the indicator. Generally, we use Timiskaming District to refer to the Census Division as defined by Statistics Canada.

For more information on geographical boundaries, data sources, full survey results and limitations of our analysis, please visit temiskamingfoundation.ca/vitalsigns.

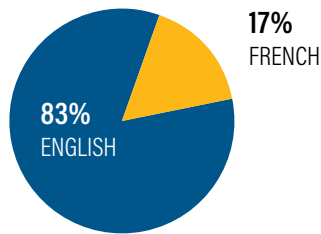
COMMUNITY SURVEY

Community members who participated in the survey assigned a rating or grade to each issue area. The profile below describes some demographic characteristics of the survey respondents.

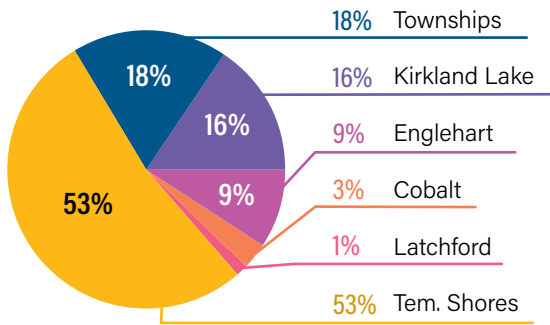
GENDER



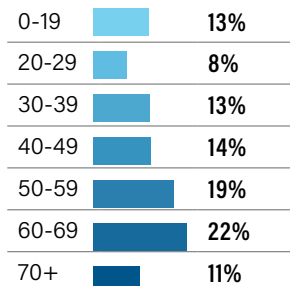
LANGUAGE OF RESPONSES



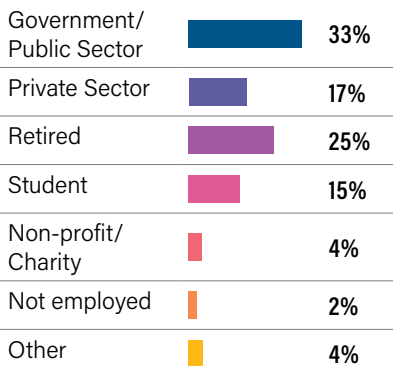
LOCATION



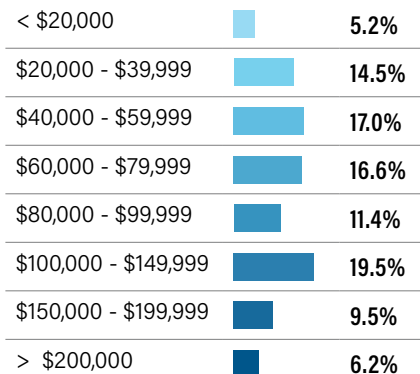
AGE



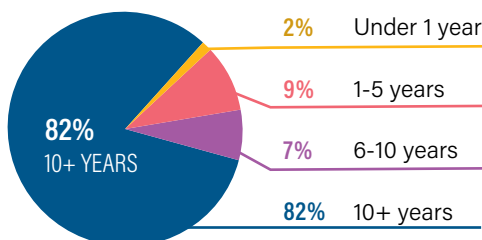
EMPLOYMENT BY SECTOR




INCOME



YEARS IN TEMISKAMING



SCAN FOR FULL SURVEY RESULTS



SURVEY GRADE

ARTS & CULTURE

Average rating: 3.5

B

BELONGING & ENGAGEMENT

Average rating: 3.4

B-

EDUCATION & LIFELONG LEARNING

Average rating: 3.2

B-

EMPLOYMENT & ECONOMY

Average rating: 3.0

C+

ENVIRONMENT & SUSTAINABILITY

Average rating: 3.1

C+

HEALTH & WELL-BEING

Average rating: 3.2

B-

COMMUNITY SAFETY

Average rating: 3.7

B

ROAD SAFETY

Average rating: 3.2

C+

HOUSING

Average rating: 2.9

C+

STANDARD OF LIVING

Average rating: 3.4

B-

FAMILIES

Average rating: 3.1

C+

SPORTS & RECREATION

Average rating: 3.6

B

COMMUNITY IMPACT: COVID-19

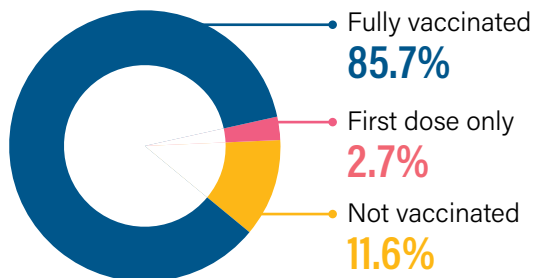
The emergence of COVID-19 across the globe has had far-reaching implications. As we continue to navigate through the pandemic, we are starting to see data and trends emerge. Much of the data is still preliminary, and we currently aren't able to measure the full scale and impact of COVID-19, but here's what we do know as of December 2021:

VACCINATION RATES

of eligible population (12+)



As of December 17, 2021:



99% of THU survey respondents reported their experience at the THU vaccine clinic as being "good" or "very good".

Source: Timiskaming Health Unit

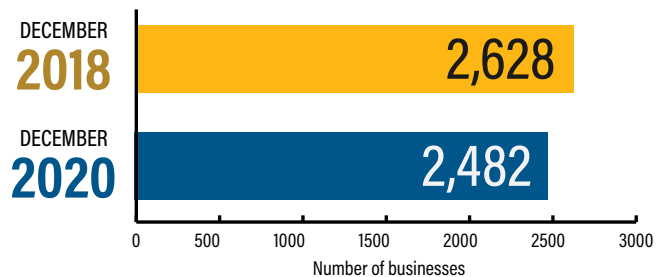
NUMBER OF BUSINESSES

2018, compared to 2020



Please note: This does not measure the full impact of the pandemic. It includes businesses that have closed permanently but are still completing wind down and closeout procedures, which can take many months.

Business Establishment Counts, Timiskaming District



Around 60% of Timiskaming businesses are "without employees" (e.g., self employed, non-payroll workforce, etc.). From 2018 to 2020, the number of Timiskaming businesses without employees decreased by 8.4%. Businesses with employees saw a 0.7% decrease.

Source: Statistics Canada (CDP)

SUPPORT FOR INDIVIDUALS

through the Canadian Emergency Response Benefit (CERB)



35.4% of eligible workers* in Timiskaming received CERB. (Ontario: 35.8%, Canada: 35.2%)

Average number of weeks receiving CERB:

16.4
WEEKS

* Eligible workers: all persons who earned \$5k or more the previous year

Source: Statistics Canada (CDP)

SUPPORT FOR INITIATIVES

to address the impact of COVID-19



TTF Emergency Fund was established to help local efforts to address the impact of the COVID-19 crisis. We have and continue to provide grants from this fund to local organizations whose programs and services benefit our vulnerable populations including youth and families living in poverty, isolated seniors and those with mental health challenges.

MONITORING COVID-19

through wastewater testing



Testing wastewater can provide information about COVID-19 levels in our community. People who have COVID-19 will have gene fragments of the virus in their stool before they experience symptoms or remain asymptomatic. Wastewater data, along with other local COVID-19 data like case numbers and testing rates, can inform what steps are taken by the health unit to protect the public. Testing is being done for Haileybury and Kirkland Lake through the Timiskaming Health Unit. Sampling in other communities may be added at a later date.

HOUSING MARKET ACTIVITY

trends in 2020/2021



Housing market activity in 2020 has been exceptionally strong across Canada. An analysis published by the Bank of Canada reported that as of February 2021, national home resales were at record highs and inventory (homes available for sale) reached record lows. The national year-over-year growth in house prices reached 17% in February- nearly three times the rate seen just before the pandemic.

According to the report, housing preferences have changed. Homebuyers are looking for more space, opting for suburban and rural areas. RE/MAX's 2021 Housing Market Outlook reports a similar trend in Northern Ontario. Buyers from urban areas have been migrating north, looking for more space and affordability in places like North Bay and Sudbury. RE/MAX predicts this trend will continue, forecasting a 4-6% increase in prices for North Bay and 5% increase in Sudbury.

Please see the references document for citations. Available at temiskamingfoundation.ca/vitalsigns



DR. GLENN CORNEIL

Dr. Corneil is our district's acting Medical Officer of Health and has been leading our community through the COVID-19 pandemic. He is also a practitioner at the Great Northern Family Health Team.

Dr. Corneil loves the variety and type of medicine that a family doctor can practice in a rural community of this size, such as emergency medicine, obstetrics, in-patient care and teaching. Glenn and his wife, Paule, chose to live in New Liskeard for its beautiful setting, size, location but especially so that they could raise their family in a bilingual community. Today, they are both confident that they made the right decision!

Can you tell us about being our district's acting Medical Officer of Health through COVID-19?

When I offered to help out the Timiskaming Health Unit in 2018 by filling the Acting Medical Officer of Health role until they recruited a full-time MOH, I thought, "What could possibly go wrong?" And nothing did. Eight months later, THU was successful in their recruitment process and I said goodbye to a great organization. When my phone rang 9 months after that, asking if I would return as the position was again vacant, it was natural for me to transition back into the role. Little did I know what 2020 and beyond would bring! Helping lead our district through the world's worst pandemic in over 100 years was not on my radar, but what an experience it has been.

Being a Medical Officer of Health during a pandemic has been stimulating, challenging, tiring and inspiring, with no shortage of meetings! Part of my personal challenge has been balancing the demands of the position while trying to keep my Family Medicine practice under control. My patients have always been very understanding of my circumstances and my colleagues have been very supportive, but I've also had to give up working in the Emergency Department, cut-back on my hospital work and teaching in order to manage the work-load. Most of my days start with morning

meetings with our Incident Management Team and/or individual Managers and Directors. The rest of the day is then a balance of provincial meetings, responding to media requests, and working with staff to deal with the multitude of local situations that arise daily and unpredictably. One of the strengths of THU is our relationship with many local partners so there are a number of meetings that I host each week to keep our lines of communication robust and our colleagues informed. All of this while keeping my practice rolling - truly never a dull moment!

The Timiskaming Health Unit is a very well-oiled machine, chock-full of public health experts. It has been an absolute honour helping lead this organization through the enormous challenges that a pandemic poses. The COVID-19 pandemic has been very difficult for all of us, it continues to be a marathon but one that we all hope can be brought to a close by a successful vaccination campaign. We live in a wonderful district, one that has been generally very supportive and understanding of the public health measures we've been encouraging and emphasizing for over a year. We all look very forward to getting back to a version of normal life in the near future.



Title: "Période glaciaire"
 Artist: Erica
 École secondaire catholique
 Sainte-Marie



Title: "Qu'espace t'il?"
 Artist: Shyanne
 École secondaire catholique
 Sainte-Marie



ARTS & CULTURE

SURVEY GRADE

B

COMMUNITY STORY:

Art from the Forest Floor | l'Art du tapis forestier | Nopiming Ojichigan Mochisag is a collaborative arts education project guided by local artists Brit Griffin, Felicity Buckell, and Denis Bradette, who have been working with local students to explore climate change through visual and literary art.

With support from the Temiskaming Art Gallery, and funding from the Ontario Arts Council - Conseil des arts de l'Ontario

Northern Arts Program, the Rotary Club of Temiskaming Shores and Area, the Cobalt Legion, the City of Temiskaming Shores, and The Temiskaming Foundation, Part I of the project took place during the 2019 - 2020 school year, with students from St Patrick School Cobalt, École secondaire catholique Sainte-Marie, and Kiwetin Kikinamading. Together, they explored questions such as: who are you during this time of climate change; where are you now; and how can we, together, contribute to a resilient future? The students used photography, sketching, their original texts, comic strips with guidance from local artist Andrea Burton, foraged and supplied materials, and a self-portrait to create mixed-media works on canvas. Their works were featured in an exhibition at the Temiskaming Art Gallery (TAG) in December 2020, which conveyed profound hope, despite the realities of climate change. Above are featured works from this project.

SURVEY RESULTS

67% of respondents said that **libraries** were important to them.

AGREE	67%
NEUTRAL	27%
DISAGREE	6%

70% of respondents said that **arts and culture** was important to them.

AGREE	70%
NEUTRAL	27%
DISAGREE	3%

80% of respondents said that **preserving local history** was important to them.

AGREE	80%
NEUTRAL	18%
DISAGREE	2%


TEMISKAMING IS HOME TO:



9 MUSEUMS



1 LIVE THEATRE



3 ART GALLERIES



1 OPEN ART STUDIO




14 PUBLIC LIBRARIES

EDUCATION IN THE ARTS

45 children participate in the *Small Pond Entertainers* theatre program on average each year.

Source: Small Pond Entertainers



CHILDREN



0.47% of our population is educated in the arts with their major fields of study being in the visual or performing arts.

Source: Statistics Canada

COMMUNITY HIGHLIGHT

Open Studio Libre is an initiative by the Temiskaming Art Gallery that strives to make art inclusive and accessible to all. They offer programming in both French and English, and through their free-to-access drop-in sessions, anyone can stop by to create works of art. temiskamingartgallery.ca

TOURISM

According to the Temiskaming Shores & Area Chamber of Commerce, Temiskaming is a spot of interest to **over 1200 tourists each year**. The most commonly requested tourist attractions are: Devil's Rock, Hilliardton Marsh and the Elk Lake Eco Center.

Source: Temiskaming Shores & Area Chamber of Commerce



VALUING PUBLIC LIBRARIES



Quantifying the value of public libraries is a difficult, yet necessary task for demonstrating funding needs. The Northern Ontario Research, Development, Ideas and Knowledge (NORDIK) Institute put together a toolkit for public libraries in Northern Ontario to measure the impact they have on their communities. This toolkit takes into consideration 7 key areas in which public libraries contribute to their communities. The Temiskaming Shores Public Library used this toolkit to calculate their social return on investment (SROI) in 2018, which was estimated to be \$4,576,523. This number represents both the financial and social impact of the Temiskaming Shores Public Library. For more information on the Valuing Northern Libraries Toolkit, please visit: <http://www.nordikinstitute.com/archives/project/valuing-northern-libraries>

For each municipal dollar invested in the Temiskaming Shores Public Library, the social return on investment is **\$11.08!**

Source: Temiskaming Shores Public Library

TEMISKAMING SHORES PUBLIC LIBRARY (2020)

Number of visits to a library branch in 2020: 15,726

Total circulation of library materials including e-books: 31,453

The Temiskaming Shores Public Library was closed due to the COVID-19 pandemic from March 16 until September 8, 2020. The usual in-person programs were not accessible but the library initiated a number of other activities including a series of 'Take-Away' crafts for children.

Source: Temiskaming Shores Public Library

TECK CENTENNIAL PUBLIC LIBRARY (2020)

In 2020 there were over 11,000 visits

23,637 items were borrowed from the library

There were 98 new cardholders

Source: Teck Centennial Public Library

OVER \$120,000

was granted to arts and culture organizations and projects through The Temiskaming Foundation in 2020!

Some of the organizations that received grants were:

- » The Paul Penna (Cobalt) Library
- » The Temiskaming Art Gallery
- » The Cobalt Classic Theatre
- » The Englehart & Area Historical Museum
- » Little Claybelt Homesteaders Museum

Source: The Temiskaming Foundation



PHOTO BY SUE NIELSEN

BELONGING & ENGAGEMENT

SURVEY GRADE

B-

COMMUNITY STORY:

The Kirkland Lake Multicultural Group (KLMG) is a local non-profit organization that provides welcoming support and services to newcomers in Kirkland Lake and the surrounding area. KLMG began in 2012 when a small group of newcomers came

together to support each other in adjusting to life in Northern Ontario. Today, they've grown to over a hundred members and are steadily growing. Aiming to be the supportive "family" that newcomers often lack when moving to a new area, they offer free assistance and settlement services such as local information, support, social events and a welcoming network. Understanding that the feeling of belonging is a crucial component of successfully settling in a new place, the KLMG helps newcomers adjust to life in Northeastern Ontario and integrate into our vibrant community. klmulticulturalgroup.com

SURVEY RESULTS

54% of respondents said they **did not** feel like they had the opportunity to actively participate in community decision-making.



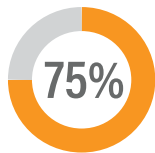
39% of respondents believe our community is good or excellent at accepting people from different cultural backgrounds and socioeconomic groups.



41% of respondents believe our community is good or excellent at fostering, learning about, and respecting Indigenous culture, values and traditions.



SENSE OF BELONGING



75% of Timiskaming residents (ages 12+) reported feeling a somewhat strong or very strong **sense of belonging to their local community** (2017/2018)

Source: Statistics Canada



SENSE OF BELONGING: SENIORS

89% of seniors (ages 65+) in the Timiskaming Health Region feel a somewhat or very strong sense of belonging.

This is **statistically higher** than the rate in Ontario (79.3%) and Canada (75.9%)



Source: Statistics Canada

For more information on statistical significance, please see page 50.

CHARITABLE GIVING

In 2018, over 3500 tax filers in Timiskaming made charitable donations, totalling over \$4.25 million.

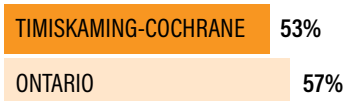
TIMISKAMING MEDIAN DONATION (2018):



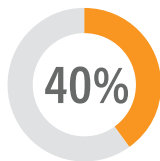
Source: Statistics Canada (CDP)

CIVIC ENGAGEMENT

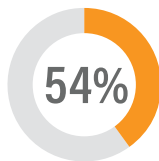
Voter turnout in the 2018 Provincial Election



2018 MUNICIPAL ELECTIONS IN TIMISKAMING



Voter turnout, municipalities in Timiskaming



Percent of candidates **acclaimed** in Timiskaming

Acclaimed Candidates

Acclaimed candidates are elected to their position when no one chooses to run against them. During the 2018 municipal elections in the Timiskaming District, 54% of the candidates for Head of Council (Mayor or Reeve) were acclaimed. In 9 municipalities, no ballots were cast because all candidates (including Councillors) ran unopposed.

Data source: Association of Municipalities Ontario

LANGUAGES

In 2016, 33.5% of Timiskaming residents were able to speak both French and English well enough to hold a conversation. This was higher than Ontario, where only 11.2% of residents said they could speak both French and English at a conversational level.



3/10 people in Timiskaming can speak **both French and English**

Source: Statistics Canada

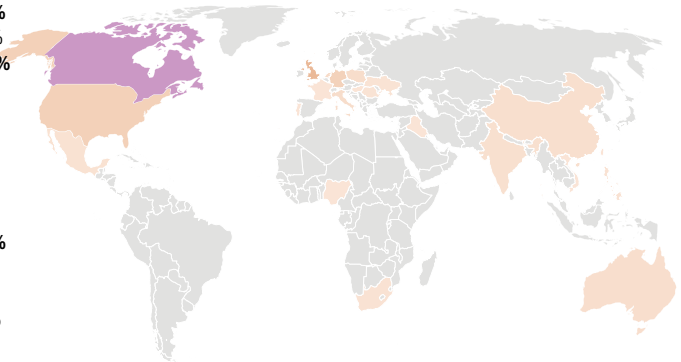
COMMUNITY HIGHLIGHT

In 2019, the Temiskaming Native Women's Support Group hosted two weekend Language Gatherings in Temiskaming Shores and near Kirkland Lake. First Nation Elders and language speakers from the First Nations of Beaverhouse, Matachewan, Temiskaming, Wahgoshig and members of the Métis Nation came together with community members and children to learn the Ojibway language dialects of Northeastern Ontario. keepersofthecircle.com

PLACE OF BIRTH

In 2016, 3.5% of the population in the Timiskaming District were immigrants. The majority (63%) immigrated before 1981. People immigrated from all over the world to our community.

Americas	15.7%
USA	10.3%
Europe	65.0%
UK	21.1%
Germany	9.9%
Netherlands	5.4%
Poland	4.5%
Africa	3.1%
South Africa	1.8%
Asia	12.6%
China	3.6%
India	3.1%
Oceania & Other	4.0%



* For countries on the map in grey, the data was either 0 or unavailable.

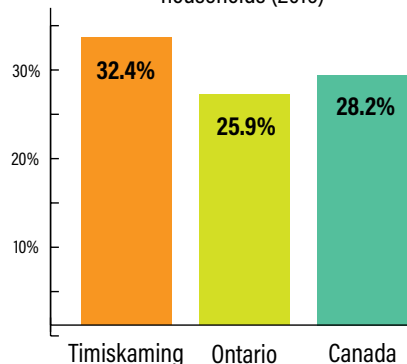
Data is 25% sample data from the 2016 Census and may not include everyone in Timiskaming.

Source: Statistics Canada

LIVING ALONE

In 2016, 32.4% of total private households in Timiskaming were one-person households- a 13% increase from 2006.

One-person households
as a percentage of total private households (2016)



4660

One-person households (2016)



3095

Couple family households with children (2016)



4615

Couple family households without children (2016)

Source: Statistics Canada (CDP)



PHOTO BY OLIVIA BELAND

PHOTO BY DUSTY PHIPPEN

The featured photos were kindly submitted by students in Mary Graham's photography class at Timiskaming District Secondary School. Thank you to Mary Graham, Olivia Beland and Dusty Phippen!

EDUCATION & LIFELONG LEARNING

SURVEY GRADE

B-

COMMUNITY STORY:

Computers and technology are integral to today's information society, but not everyone has equal access to devices and the Internet. The impact of COVID-19 has accelerated the urgency to close the "Digital Divide". Many critical services and activities required reliable access to technology, including mental and physical health services, financial support applications, distance learning, working from home, and even maintaining social connections with family and friends while physically distancing.

Many community organizations came together to address the Digital Divide. The Temiskaming Foundation, through the Government of Canada's Emergency Community Support Fund, provided grants to support many of these initiatives, addressing inequity by providing technology and internet access to low-income families, seniors, Indigenous families and elders, and more. Through the coordination and efforts by community organizations such as the Timiskaming Health Unit, Canadian Mental Health Association Cochrane-Timiskaming, Temiskaming Native Women's Support Group and Centre de santé communautaire du Témiskaming, devices and internet access were made available to hundreds of community members experiencing financial hardship.

SURVEY RESULTS

39% of respondents felt that there were not enough **adult education/job skills training programs** in our community.

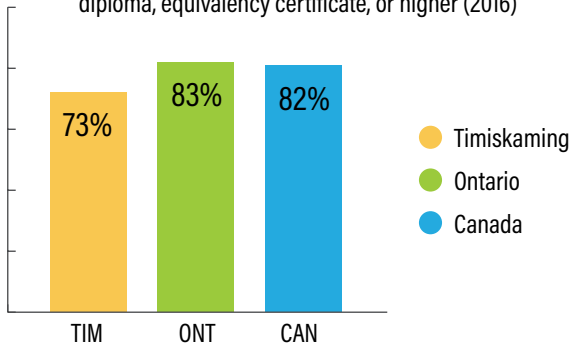
- STRONGLY AGREE / AGREE 27%
- NEUTRAL 34%
- STRONGLY DISAGREE / DISAGREE ... 39%

46% of respondents agreed that the **quality of education** in our community is good.

- STRONGLY AGREE / AGREE 46%
- NEUTRAL 34%
- STRONGLY DISAGREE / DISAGREE ... 20%

HIGH SCHOOL COMPLETION

Percent of population ages 15+, with a high school diploma, equivalency certificate, or higher (2016)



Source: Statistics Canada



DID YOU KNOW?

The Conseil scolaire catholique de district des Grandes Rivières (French Catholic School Board in Temiskaming) had a **5-year graduation rate of 93%** in 2018/2019, which was the 12th highest in Ontario!

Source: Ministry of Education (Ontario Data)

COMMUNITY HIGHLIGHT

In response to the 94 Calls to Action from the Truth and Reconciliation Commission of Canada, the District School Board Ontario North East (DSB1) implemented a change in September 2020 to ensure that all students are able to learn about the experiences and contributions of Indigenous peoples, locally and nationally. The mandatory Grade 11 English course, titled "English: Understanding Contemporary First Nations, Métis and Inuit Voices", aims to provide a learning experience through the lens of Indigenous history, culture and perspectives through the literary works of Canadian Indigenous authors.

The implementation of this change has been successful. Students have provided outstanding feedback on this course, and the pass rate has been higher than the traditional Grade 11 English course.

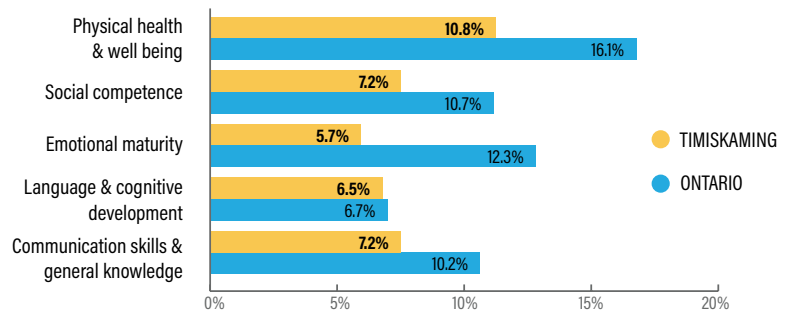
Source: DSB Ontario North East

READINESS FOR SCHOOL

Experiences in early childhood set the path for learning, behaviour, health, and well-being. The Early Development Instrument (EDI) measures children's ability to meet age-appropriate skills and behaviour expectations, helping us better understand and support children's developmental growth. It looks at five areas of development, and is an important determinant of health and well-being later in life.

In 2015, Timiskaming had proportionately **fewer children scoring below expectations** in each area of child development compared to Ontario!

Percent of children vulnerable* in areas of child development (2015)



Source: Ministry of Education (Ontario Data)

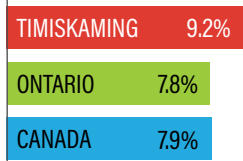
* Vulnerability is characterized by scores below the 10th percentile.

Percent of children vulnerable (lower is better)

EDUCATION IN HEALTHCARE

Major field of study for population 15+:

Health and related fields (2016)



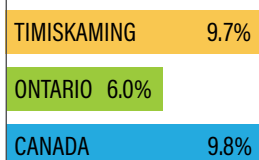
ABOUT **1/10** PEOPLE

Source: Statistics Canada

EDUCATION IN TRADES

Highest certificate, diploma or degree for population 15+:

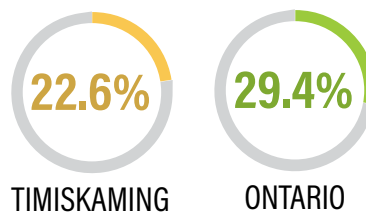
Apprenticeship or trades certificate/diploma (2016)



ABOUT **1/10** PEOPLE

Source: Statistics Canada

Percent of children, vulnerable in **one or more areas** of child development (2015)



Source: Ministry of Education (Ontario Data)

DID YOU KNOW?

Healthy eating in childhood and adolescence is important for proper growth and development and to prevent various health conditions. Eating a healthy breakfast is associated with improved cognitive function (especially memory), reduced absenteeism, and improved mood. Hydration may also improve cognitive function in children, which is important for learning.

Source: Centers for Disease Control and Prevention (CDC)





PHOTO BY LOIS WESTON-BERNSTEIN

EMPLOYMENT & ECONOMY

SURVEY GRADE

C+

COMMUNITY STORY:

Community Futures Development Corporations (CFDCs) are community-based, not-for-profit organizations that offer a wide variety of programs and services to support community economic development and small business growth.

The Temiskaming District has two CFDCs: the Kirkland & District Community Development Corporation and the South Temiskaming Community Futures Development Corporation. The South Temiskaming CFDC is also a Small Business Enterprise Centre, supporting small business owners by offering programs, services, and expert advice. The South Temiskaming CFDC and Kirkland & District CDC sprang into action in the days, weeks and months following the initial COVID-19 shutdown. They offered resources, distributed funding, administered loans and provided guidance to small businesses to help them through their recovery efforts. Learn more about the CFDCs in our district and the services they offer at kdcdc.com and southtemiskaming.com.

SURVEY RESULTS

52% of respondents said there was somewhat enough support for **entrepreneurs and small businesses**.

YES	24%
SOMEWHAT	52%
NO	24%

30% of respondents said there was enough support for **people looking for jobs**.

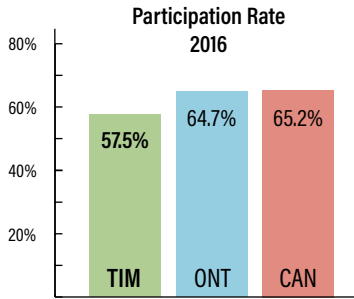
YES	30%
SOMEWHAT	53%
NO	17%

42% of respondents said there were **not enough opportunities** for people to find jobs in their field of interest.

YES	11%
SOMEWHAT	47%
NO	42%

LABOUR FORCE

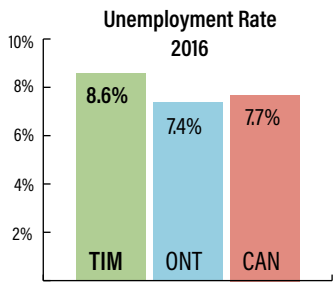
The labour force participation rate represents the number of people ages 15+ who are either employed or unemployed. The participation rate measures the economy's active workforce, so it doesn't include people who are not looking for work, such as retirees and full-time students.



Source: Statistics Canada

UNEMPLOYMENT RATE

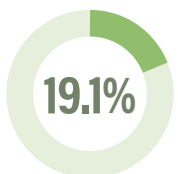
The unemployment rate represents the percentage of people who are not working, but are available and looking for work.



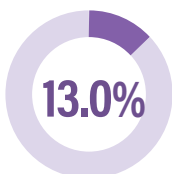
Source: Statistics Canada

JOBS IN TRADES

Percent of population ages 15 and over in trades, transport, equipment operators and related occupations (2016)



TIMISKAMING




ONTARIO

Source: Statistics Canada

MEDIAN WAGE: TRADES

Median hourly wage rate for occupations in trades, transport, equipment operators and related occupations (2020)



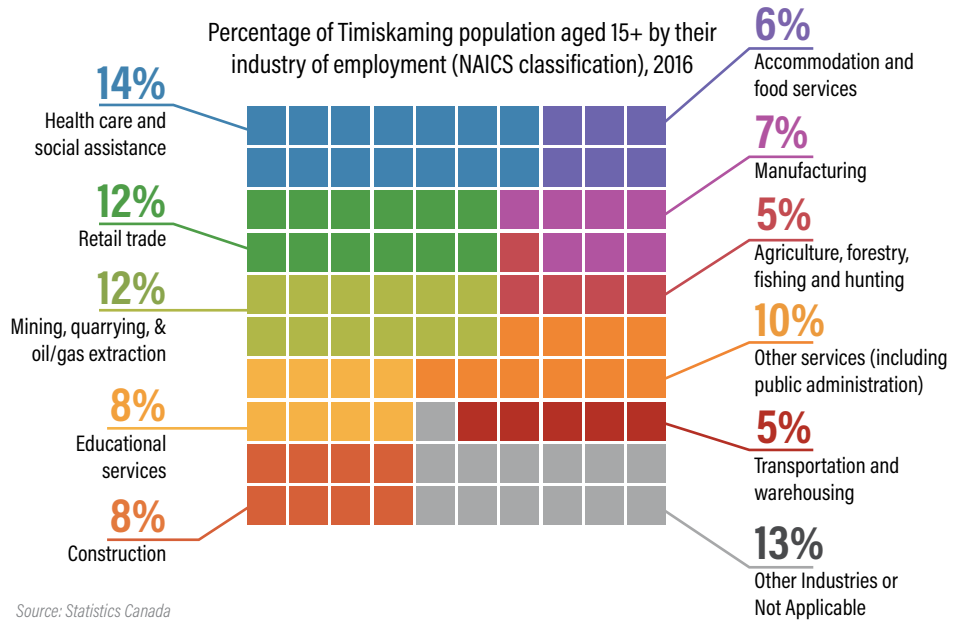
NORTHEAST
ECONOMIC REGION
(includes Timiskaming)



ONTARIO
Source: Statistics Canada (CDP)

INDUSTRIES

Percentage of Timiskaming population aged 15+ by their industry of employment (NAICS classification), 2016



Source: Statistics Canada

INDUSTRIES: CHANGES OVER 15 YEARS

From 2001 to 2016 in Timiskaming, most industries saw a decline in the number of people employed. Only 4 industries in Timiskaming experienced employment growth over the fifteen years. Mining had the biggest increase, with more than triple the number of employees in 2016 compared to 2001 (+257.4%). Health care was the only industry in the service-producing sector that increased in employment (+19.6%).

Percent change in the industrial composition of the employed workforce (15+) in Timiskaming, from 2001 to 2016, select industries

Source: Northern Policy Institute

Sector / Industry	2001	2016	% Change	
Goods-producing Sector	3,685	4,400	+ 19.4%	↑
Mining and oil and gas extraction	470	1,680	+ 257.4%	↑↑↑↑
Agriculture, forestry, fishing, and hunting	840	655	- 22.0%	↓
Manufacturing	1,295	970	- 25.1%	↓
Service-producing Sector	10,480	8,975	- 14.4%	↓
Health care and social assistance	1,705	2,040	+ 19.6%	↑
Information and cultural industries	390	155	- 60.3%	↓↓
Wholesale trade	405	140	- 65.4%	↓↓

LOCAL BUSINESSES

2,482
BUSINESS

ESTABLISHMENTS IN
TIMISKAMING



(DECEMBER 2020)



39% have at least one employee on payroll

Retail Trade: 15%
Construction: 12%
Health care & social assistance: 10%



61% are self-employed and/or maintain a workforce of non-payroll employees (e.g., contracted workers, family)

Real estate: 22.4%
Agriculture, forestry, fishing, hunting: 17.7%

* Please note that these numbers do not necessarily reflect the impact of COVID-19. Many of the businesses that closed are still completing their close-out procedures and are included in these counts.

Source: Statistics Canada (CDP)

AGRICULTURE

Resource Development

 **356 FARM IN TIMISKAMING**

Source: Statistics Canada

71,537 HECTARES OF FARMS 

That is equivalent to over 450,000 hockey rinks!

Source: Statistics Canada

 **58 FARMS SELL DIRECTLY TO CONSUMERS**

Source: Statistics Canada

 **31,527 KILOLITRES OF MILK**

was produced by dairy cows in Timiskaming (2016). That's equivalent to over 12.5 Olympic sized swimming pools!


Source: Statistics Canada


FARM OPERATORS

 **360 MALE**


 **160 FEMALE**

Source: Statistics Canada

 **62 BEEF CATTLE FARMS IN TIMISKAMING**

 **46 DAIRY CATTLE FARMS IN TIMISKAMING**

Source: Statistics Canada

 **53 IS THE AVERAGE AGE OF FARMERS**
That is 2 years younger than the Ontario average.

Source: Statistics Canada

 **29,881 DOZEN EGGS**
were laid by hens in Timiskaming (2016)

Source: Statistics Canada

DISPOSAL OF AGRICULTURAL PLASTIC WASTE IN NORTHERN ONTARIO

Agriculture in Northern Ontario is a key economic driver, supporting over 12,220 jobs and contributing over \$587 million in GDP to the provincial economy. The sector is also growing, with Northern farm cash receipts increasing from \$182 million in 2006 to \$206 million in 2017.

However, the activities within this sector are estimated to generate over 819 tons per year of recoverable agricultural plastic waste, with an expected increase to 941 tons by 2022. Once these materials are used, farmers generally have three options for end-of-life management. To date, this includes on-farm storage and burial, open burning and transporting to a landfill.

Districts in Northern Ontario are currently at a crossroads regarding the management of agricultural plastic in landfills and a growing number of landfills have or are in the process of prohibiting the disposal of these plastics. Farmers require the use of these materials as essential farm production inputs; however, they are facing growing challenges regarding their disposal. Recycling and/or resource recovery is a preferred option that results in the largest net environmental benefit, but access to these end-users has been limited.

The Northern Ontario Farm Innovation Alliance and the Northern Caucus of the Ontario Federation of Agriculture commissioned a study in 2018 that examined end-

use options for used agricultural plastic in Northern Ontario. Based upon this study, a tentative model for the consolidation of agricultural plastic in Northern Ontario has been developed. It would involve compactors that would bale loose plastic into dense bales, which could be delivered to a local collection point prior to consolidation for transport.

There are currently two tentative end-users for the used agricultural plastic. One would implement a resource recovery stream to turn the plastic into fuel, the other would turn the plastic into lumber.

Source: Northern Ontario Farm Innovation Alliance (NOFIA), Ontario Federation of Agriculture
Full sources available at temiskamingfoundation.ca/vitalsigns

MINING

Resource Development

MINING & THE LOCAL ECONOMY

An economic analysis commissioned by the Ontario Mining Association (2017) applied an input-output model and economic multipliers to estimate the contribution of the mining sector to local communities. 2015 data was used to estimate the direct and indirect impact of mining on the Timiskaming District.

THE MINING INDUSTRY IN TIMISKAMING CONTRIBUTED:



\$586 MILLION
in estimated Gross Output



\$139 MILLION
in estimated wages and salaries



\$331 MILLION
in estimated Gross Domestic Product

Source: Ontario Mining Association

Gross domestic product (GDP): The value of all final goods and services produced in a year.
Gross output: GDP plus intermediate inputs (e.g., materials, operational costs used to produce the final product).



MINING: METALS

429,297 OUNCES OF GOLD PRODUCED IN 2019

by mines in Timiskaming. That's the weight of about two elephants!

2

ACTIVE GOLD MINES IN TIMISKAMING

Macassa Mine (Kirkland Lake)

Young-Davidson Mine (by Matachewan)



MINING: NON-METALS

100+ LICENSED PITS AND QUARRIES IN TIMISKAMING

These pits and quarries produce aggregates as well as limestone.



MINING: EXPLORATION

One of the 100 top-spending mineral exploration projects in Canada for 2019 and 2020 is located here in Timiskaming!

The Upper Beaver deposit is located in the Township of Gauthier. In 2020, the probable mineral reserves were estimated at 1.4 million ounces of gold and 19,980 tonnes of copper.

Full list of sources at temiskamingfoundation.ca/vitalsigns

HISTORY OF MINING: TIMISKAMING DISTRICT

Mining began in Northern Ontario at least 10,000 years ago. People of the Plano culture (8000-6000 BCE) obtained materials for tools and weapons by open pit mining. Thousands of years later, societies that developed out of the Plano culture mined native copper to make tools, weapons, jewellery, and ornaments.

Evidence of mining from the Timiskaming area specifically has been found in artifacts from the Hopewell tradition (100 BCE - 500CE), where silver originating from Cobalt, ON was used to make buttons, panpipes, and jewelry. Analyses of these artifacts show that trade routes were operating across North America over 1,500 years ago, transporting silver from the Cobalt area to sites in Illinois, Georgia, and Mississippi.

COBALT

The modern discovery of silver in Cobalt occurred in 1903 during the construction of the Temiskaming and Northern Ontario Railway. By 1905, people from around the world and from every walk of life came to Cobalt. At one point, over 100 separate mines and prospects were active in the Cobalt area. There were a dozen hotels, four banks, nine restaurants, a National Hockey Association team, and an opera house in Cobalt.

Cobalt quickly became the world's fourth-largest producer of silver, eventually yielding over 13 million kilograms- about the weight of 2,000 elephants. The excitement generated by Cobalt discoveries enabled other mining ventures across Northern Ontario, and the wealth from Cobalt helped drive the Ontario economy in the early 20th century.

"The discovery of silver [in Cobalt] had connections all across the Americas and all across the world. It fundamentally changed Canada and changed the development of how Canada saw resources.

It turned Toronto from an economic backwater into what is the finance capital of the world. Some of the leading financial capital for mining dollars today comes directly from what happened here."

- Charlie Angus, about his upcoming book "Cobalt"

KIRKLAND LAKE & AREA

In 1906, a gold discovery was made in the Larder Lake area, initiating the first gold rush in northeastern Ontario. News of the discovery caused a "stampede" of

prospectors into the area, but significant gold deposits in Larder Lake weren't uncovered until 1936. During the initial gold rush, many claims were also staked around Swastika and Kirkland Lake. In 1911, prospectors found a major gold deposit in Kirkland Lake that later became known as the "Mile of Gold". The "Mile of Gold" is a line of 7 major mines in Kirkland Lake that brought extraordinary wealth for over 80 years from one of the world's largest deposits of gold. Over 2.5 million ounces of gold has been produced from these seven mines.

The Toburn Mine was the first of the seven to start production in 1913. By the time production ended in 1953, 1.2 million tonnes of ore had been brought to the surface. The production of mineral wealth made Kirkland Lake one of the most flourishing communities in Ontario during the 1930's. Between 1911 and 2020, 61 mines in the Kirkland Lake - Larder Lake Mining District produced approximately 47 million ounces of gold. One of the seven mines along the "Mile of Gold" is still operating today; the Macassa Mine started operations in 1933 and produced about 5.2 million ounces of gold over 85 years. In 2019, the Macassa Mine produced 241,297 ounces of gold and had an estimated 2.25 million ounces of mineral reserves.

Full list of sources at temiskamingfoundation.ca/vitalsigns



PHOTO BY BROCK MACDONALD



ENVIRONMENT & SUSTAINABILITY

SURVEY GRADE

C+

COMMUNITY STORY:

Bats play a vital role in maintaining the balance and supporting the health of our ecosystems. As insect-eaters, they provide an important ecological service for agriculture and forestry industries by controlling the population of unwanted insects. Bat colonies near orchards can decrease pesticide requirements by up to 50%! Unfortunately, four of the

eight bat species found in Ontario are endangered, threatened by a disease known as White Nose Syndrome. Mortality rates have reached over 90% in caves, making it one of North America's most destructive wildlife diseases in the past century.

In 2019, Agnico Eagle looked at ways they could help protect endangered bats in Cobalt. Old mines are a perfect hibernation habitat for these endangered species, so Agnico Eagle's Mine Reclamation Team assessed the infrastructure of old Agnico Eagle mine workings to ensure suitable temperature and air flow, then designed bat-friendly closure measures. Their primary goal was to preserve safe bat-friendly habitats that keep people out without disturbing or harming the bats. There are now six bat gates installed in some of Agnico Eagle's closed mines in the Cobalt Area!

SURVEY RESULTS

42% of respondents rated **environmental education** in our community as Below Average or Poor.

GOOD/EXCELLENT	19%
AVERAGE	39%
BELOW AVERAGE/ POOR	42%

39% of respondents rated our community's **actions on climate change** as Below Average or Poor.

GOOD/EXCELLENT	18%
AVERAGE	43%
BELOW AVERAGE/ POOR	39%

55% of respondents rated their opportunities for **recycling and reducing household waste** as Good or Excellent.

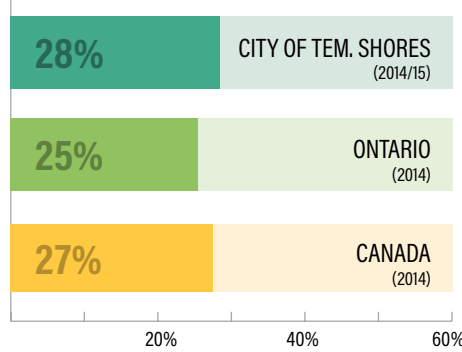
GOOD/EXCELLENT	55%
AVERAGE	24%
BELOW AVERAGE/ POOR	21%

COMMUNITY HIGHLIGHT

Climate Action Timiskaming is a grass-roots local group fostering productive conversations around climate action in the Timiskaming region. So far, they've hosted several climate cafes, presentations, donated 400 trees that were planted by TDSS students, and more. To learn more about their initiatives, visit: fb.me/TimiskClimate/

WASTE DIVERSION

Waste Diversion Rate



The waste diversion rate represents the amount of waste diverted from landfills through the implementation of recycling, compost and other waste reduction programs. The rates shown include waste from both residential and non-residential sources.

Data Sources: City of Temiskaming Shores, Statistics Canada

SUSTAINABLE TRANSPORTATION



Of the 11,540 people commuting to work in Temiskaming, 9.8% use sustainable transportation. (Ontario: 22.3%, Canada: 20.6%)

Source: Statistics Canada



1.8%


Public transit



8.0%

Active transport

FARMING & SUSTAINABILITY



18 FARMS

in Timiskaming report having renewable energy sources (solar panels/wind turbines)

Source: Statistics Canada

CLIMATE CHANGE

The annual average temperature for the Timiskaming District was:

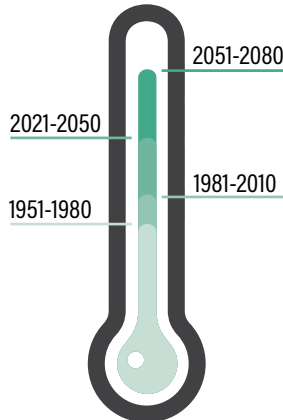
1951 to 1980: 1.9 °C

1981 to 2010: 2.8 °C

Under a high emissions scenario, annual average temperatures are projected to be:

2021 to 2050: 4.6 °C

2051 to 2080: 6.8 °C



Source: Climate Data Canada

Climate change is projected to affect the health of Timiskaming residents by 2050 in the following ways:

16% Increase in skin cancer from exposure to UV radiation

+RISK of exposure to West Nile virus as mosquitoes that spread the disease will be able to survive in Timiskaming's climate.

OVER 5X as many heat waves

Source: Timiskaming Health Unit

ENERGY CONSUMPTION

9%

There has been over a 9% reduction of energy consumption in the City of Temiskaming Shores over a 5-year period (2014-2018).

38%

From 2014-2019, the Swastika Wastewater Treatment Plant reduced their energy consumption by 38% through replacing 4 high lift pumps.

5%

The Town of Kirkland Lake plans to decrease their overall municipal energy consumption by 5% (from 2018 to 2025).

Sources: City of Temiskaming Shores, Town of Kirkland Lake



DID YOU KNOW?

There are over **20 Conservation Reserves** in the Timiskaming District!*

Conservation reserves are areas that protect significant natural and cultural features of the land, but also provide opportunities for traditional activities such as fishing, hunting, and trapping. These areas are regulated by the provincial government and play an important role in research and environmental monitoring.



According to the Ontario Ministry of the Environment, Conservation and Parks, "Climate change poses a serious threat to Ontario's natural areas. Conservation of these areas can play an important role in mitigating and adapting to climate change."

* Includes conservation reserves that are partially in Timiskaming

Source: Ontario Ministry of the Environment, Conservation and Parks



PHOTO BY SUE NIELSEN

HEALTH & WELL-BEING

SURVEY GRADE

B-

COMMUNITY STORY:

In 2020, the Ontario government made wearing a mask necessary in all indoor public spaces in response to the COVID-19 pandemic.

The Timiskaming Health Unit partnered with local businesses to set up "mask depots", places where people who need

a mask can go and get disposable or reusable cloth masks for free. Cloth masks were made locally and were available in both adult and child sizes.

There were a total of 12 mask depots across the Timiskaming District. Masks were also provided to food banks and point-of-care agencies. This project was made possible through funding from The Temiskaming Foundation's Emergency Fund and mask donations from the United Way.

SURVEY RESULTS

66% of respondents said they have **access to physical health care** in a timely manner.

AGREE **66%**
 NEUTRAL **16%**
 DISAGREE **18%**

36% of respondents said they **did not have access to mental health care** in a timely manner.

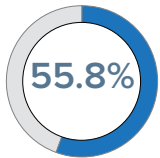
AGREE **36%**
 NEUTRAL **27%**
 DISAGREE **37%**

73% of respondents said they were able to **cope with daily stress**.

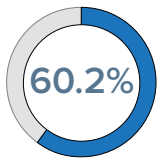
AGREE **73%**
 NEUTRAL **21%**
 DISAGREE **6%**

COMMUNITY HIGHLIGHT

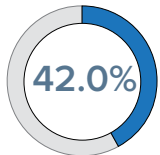
Centre de santé communautaire du Témiskaming is a community-focused health centre. Their teams develop and facilitate programming for people of all ages, including activities such as nature walks, story time, and cooking classes. 11,084 people attended programs or events at Centre De Santé communautaire du Témiskaming in 2020.



55.8% of Temiskaming residents (12 and over) perceive their **overall health** as very good or excellent.



60.2% of Temiskaming residents (12 and over) perceive their **mental health** as very good or excellent. This is statistically lower than Ontario (69.1%).



42.0% of adults (18 and over) in Temiskaming are **considered obese**. This is statistically higher than Ontario (26.5%).

Source: Statistics Canada



AVERAGE LIFE SPAN



78.8
TIMISKAMING

82.5
ONTARIO

Timiskaming residents live almost 4 years less than the average Ontario resident.

Source: Timiskaming Health Unit

ACCESS TO PRIMARY CARE

Percentage of people (age 16+) who were able to see their family doctor, or someone else in the office, on the same day or next day when sick (2019)



19.1%

NORTHEAST LHIN
(INCLUDES TIMISKAMING)

of people can get a same-day or next-day appointment with their primary care provider



40.6%

ONTARIO

of people can get a same-day or next-day appointment with their primary care provider

*LHIN: Local Health Integration Network

Source: Health Quality Ontario

EMERGENCY DEPARTMENT VISIT RATE



965.8
PER 1000
POPULATION

In 2017 there were **32,172 visits** to an emergency department in the Timiskaming District. This makes Timiskaming's emergency department visit rate **956.8 per 1000 population**. Our rate is statistically higher than the provincial rate which is approximately 400 per 1000 population.*

*Note that differences in health service delivery (e.g. availability of walk-in clinics) can influence these rates.

Source: Timiskaming Health Unit

ACCESS TO A HEALTHCARE PROVIDER

85.5%

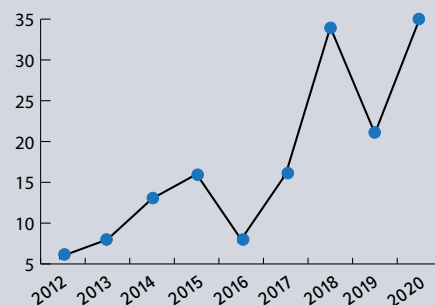


85.5% of Temiskaming residents aged 12 and over have a regular healthcare provider compared to 90.1% of residents in Ontario.

Source: Statistics Canada

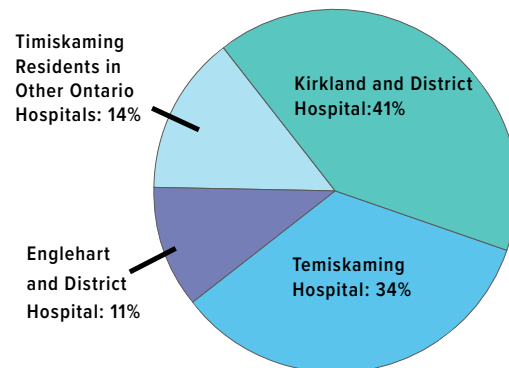
OPIOIDS IN TIMISKAMING

Opioid-related Emergency Department Visits in the Timiskaming Health Unit Catchment Area



Source: Public Health Ontario

2020 Emergency Department Visits for Suspected Opioid Poisonings Among Timiskaming Residents by Hospital Location*



* Please note that this distribution is preliminary and may be different from the confirmed numbers

Source: Timiskaming Health Unit



329
CONTACTS

329 contacts were made through the Timiskaming Health Unit needle exchange program in 2018.



400
NALOXONE KITS

In 2018, over 400 naloxone kits were distributed in the Timiskaming Health Region (Timiskaming Health Unit's catchment area).

Source: Timiskaming Health Unit

COMMUNITY SAFETY



COMMUNITY HIGHLIGHT

Victim Services of Temiskaming & District is a non-profit, community based program that provides immediate crisis assistance through specially trained staff. Their mission is to lessen the emotional trauma experienced by victims of crime or tragic circumstances by providing confidential immediate emotional support, practical assistance, information and community referrals.

Source: Victim Services of Temiskaming & District



26 VOLUNTEERS
WITH VICTIM SERVICES

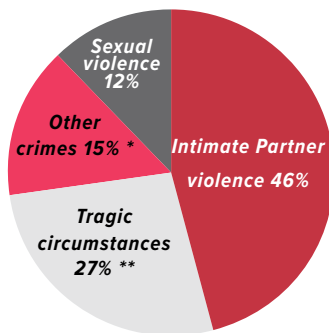
Source: Victim Services of Temiskaming & District



369 REFERRALS
MADE TO VICTIM SERVICES
BY OPP (2019)

Source: Ontario Provincial Police
(Temiskaming Shores and Kirkland Lake)

Most Common Reason for Referral/ Type of Victim Reaching Out



* Other crimes include assault, elder abuse, criminal harassment, break & enter, etc.

**Tragic circumstances include sudden deaths, fire, motor vehicle accidents etc.

Source: Victim Services of Temiskaming & District

TIMISKAMING EMERGENCY MEDICAL SERVICES



9
AMBULANCES



55
EMS STAFF

2018 CALL VOLUME:

1,053 non-emergency calls*
4,939 emergency calls
2,086 standby calls**
TOTAL: 7,488 calls

*Non-emergency calls are patient transfers for medical appointments.

**Standby calls are designed to move available ambulance resources within the district to ensure emergency coverage is maintained while other ambulances are busy.

Source: District of Temiskaming Social Services Administration Board

SURVEY RESULTS

82% of respondents said they **felt safe in their home.**

YES **82%**
SOMEWHAT **16%**
NO **2%**

74% of respondents said they **felt safe in their neighbourhood.**

YES **74%**
SOMEWHAT **22%**
NO **4%**

74% of respondents said they knew their neighbours well enough to **ask for help or offer assistance** when needed.

YES **74%**
SOMEWHAT **17%**
NO **9%**

DEMOGRAPHICS OF INDIVIDUALS SEEKING VICTIM SERVICES



CHILD/YOUTH



ADULT MALE



ADULT FEMALE

Source: Victim Services of Temiskaming & District

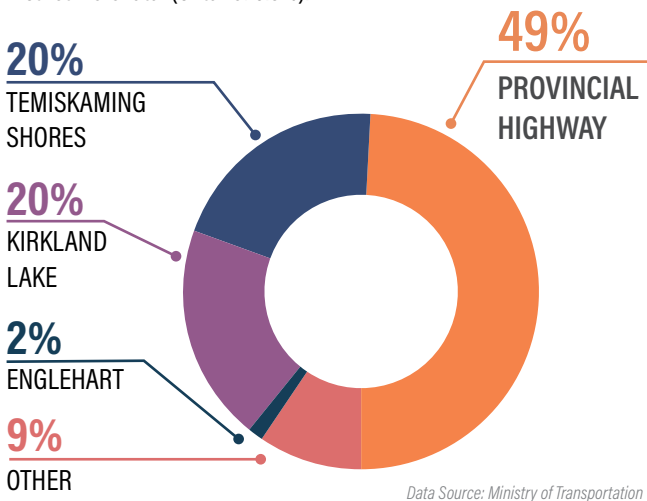
ROAD SAFETY

SURVEY GRADE

C+

MOTOR VEHICLE COLLISIONS

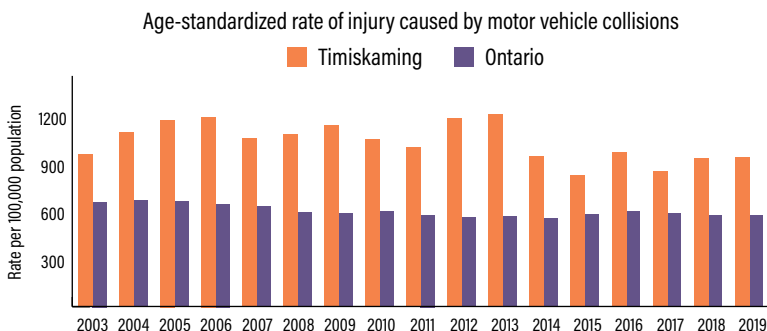
In 2018, there were 433 collisions in the Timiskaming District. 49% of collisions occurred on the provincial highway. Based on 2018 data from the Ministry of Transportation, 1.1% of collisions in the Timiskaming District were fatal (Ontario: 0.3%).



1.1% OF COLLISIONS IN TIMISKAMING WERE FATAL IN 2018. (ONTARIO: 0.3%)

INJURIES FROM VEHICLE COLLISIONS

From 2003 to 2019, the Timiskaming Health Region had **statistically higher** age-standardized rates of **Emergency Department visits for injuries due to motor vehicle collisions**.

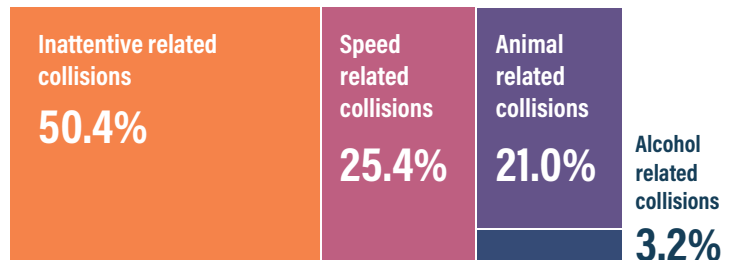


COMMUNITY HIGHLIGHT

GEMS (Going the Extra Mile for Safety) works towards improving the safety of our highways. They have been researching and advocating for the implementation of 2+1 roads for the Trans Canada Highway between Timiskaming Shores and North Bay. To learn more about their work, visit www.tsacc.ca/gems.

PRIMARY CAUSE OF COLLISIONS

From 2017-2019, the most common primary cause of motor vehicle collisions in the Timiskaming District was inattention. In 2019, the 204 inattentive-related collisions made up 50% of applicable collisions.



SURVEY RESULTS

38% of respondents described the **safety of municipal roads** as Average.

GOOD/EXCELLENT	28%
AVERAGE	38%
BELOW AVG/POOR	34%

41% of respondents described the **safety of provincial highways** as Below Average or Poor.

GOOD/EXCELLENT	22%
AVERAGE	37%
BELOW AVG/POOR	41%

46% of respondents described the **winter maintenance of roads and highways** as Below Average or Poor.

GOOD/EXCELLENT	19%
AVERAGE	35%
BELOW AVG/POOR	46%



PHOTO BY BROCK MACDONALD

HOUSING

SURVEY GRADE

C+

COMMUNITY STORY:

The Pavilion Women’s Centre in Haileybury operates a short-term shelter to accommodate women and children in need. For those in need of a transitional, youth or men’s shelter, the lack of availability in Timiskaming means individuals often need to travel outside the District.

Living Space, a Timmins non-profit that provides services and support to those experiencing homelessness, provided emergency shelter for five individuals from Timiskaming in 2020. Through a coordinated approach to service delivery, Living Space aims to ensure every community member

can quickly access the services they need to find and maintain permanent housing. Coordinated Access is an effective way to serve people with housing challenges. It's an integrated process that streamlines access to community resources. Without a coordinated approach, those experiencing a crisis must navigate a complicated web of services, often telling their story multiple times and placing themselves on many waiting lists to secure the resources needed to resolve their challenges. Streamlining the steps needed to access community resources clarifies the path from homelessness to stable housing and better matches people with the resources they need. livingspacehub.org

Zack’s Crib is a Timiskaming volunteer-led initiative that aims to end homelessness in our community by promoting, coordinating and providing services that alleviate and prevent homelessness. Zack’s Crib is currently working on the first phase of their project: establishing a safe bed facility in Temiskaming Shores. zackscrib.org

SURVEY RESULTS

59% of respondents said our community **does not** have enough **affordable senior housing**.

YES	11%
SOMEWHAT	30%
NO	59%

61% of respondents said our community **does not** have enough **affordable rental homes**.

YES	8%
SOMEWHAT	31%
NO	61%

60% of respondents said our community **does not** have enough **accessible or adaptable housing**.

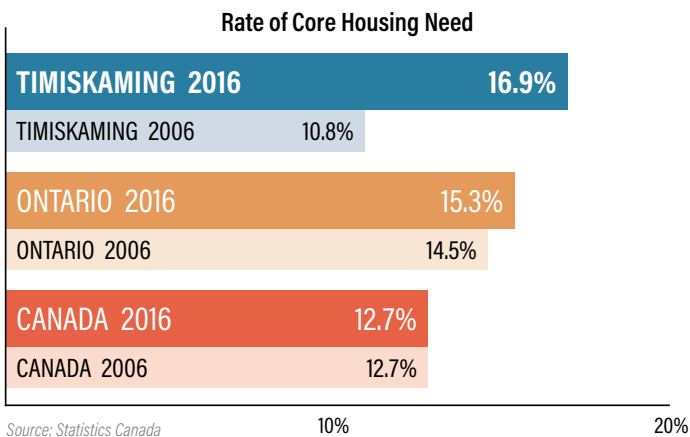
YES	45%
SOMEWHAT	35%
NO	60%

CORE HOUSING NEED

Core Housing Need is an indicator that describes housing affordability. A household would be in "core housing need" if they are unable to find a place to live that is in reasonably good condition and is big enough for their household without costing more than 30% of their income.

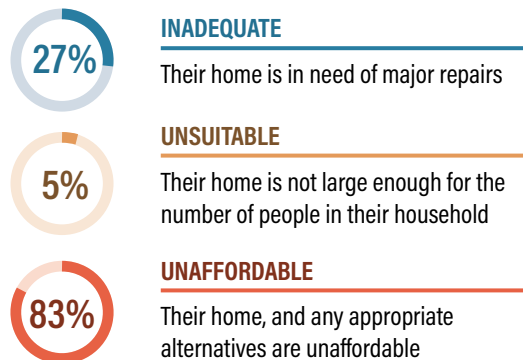
CORE HOUSING NEED IN TIMISKAMING

In 2016, Timiskaming's rate of Core Housing Need was 16.9%. This means that 16.9% of homes in Timiskaming are either inadequate, unaffordable or unsuitable for their household. This was a 56% increase from 10.8% in 2006.



COMPONENTS OF CORE HOUSING NEED

Out of Timiskaming households in core housing need (2016):

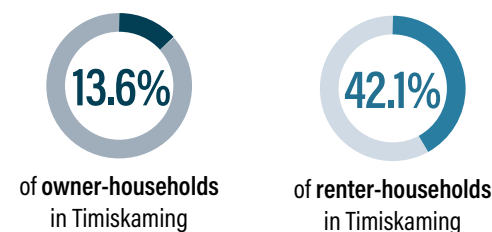


* Components are not mutually exclusive, and will not add up to 100%. 14% of Timiskaming households are in core housing need under 2+ dimensions.

UNAFFORDABILITY FOR RENTERS & OWNERS

In 2016, housing for 42.1% of renters and 13.6% of owners in Timiskaming was unaffordable, based on a shelter-cost-to-income ratio (STIR) of 30%.

Percent of households with unaffordable housing (2016)



HOMELESSNESS

Homelessness in Timiskaming is extremely difficult to accurately quantify. The numbers help paint a partial picture, but excludes many individuals that do not access social services (those living "under the radar": couch surfing, sleeping in cars, camping, etc.).

Community Homelessness Prevention Initiative
District of Timiskaming Social Services Administration Board (DTSSAB)

Between January and February 2018, DTSSAB assisted **82 households** in emergency.

43 HOUSEHOLDS WERE HOMELESS AND REHOUSED BY DTSSAB

39 HOUSEHOLDS WERE AT RISK OF BECOMING HOMELESS UNLESS ASSISTANCE WAS GIVEN

Source: DTSSAB

Please note: Homelessness and housing insecurity is a large and complex topic. With help from Living Space, we've compiled a list of resources that can help you learn more. temiskamingfoundation.ca/housing

SENIOR HOUSING

Senior housing encompasses a wide age range and captures individuals with very different housing needs. Please keep in mind that the data below only shows a partial picture of senior housing in the community, and does not reflect the wide spectrum of needs and preferences of our local senior housing market as a whole.



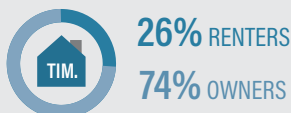
This shaded area represents the

452 PERSON CAPACITY at the 6 licensed **Long-Term Care (LTC)** and **Retirement Homes** in Timiskaming (approx.)**

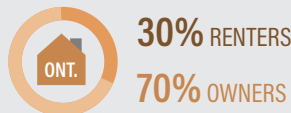
Source: Statistics Canada (CDP)
* Population estimates, 2020

Sources: Ministry of Health and Long Term Care, RHRA
** Please see the appendix (page 50) for locations

TIMISKAMING HOUSEHOLDS (2016)



ONTARIO HOUSEHOLDS (2016)



Source: Statistics Canada

HOME CONSTRUCTIONS

26 NEW INTENDED RESIDENTIAL BUILDING CONSTRUCTIONS IN 2020



Total estimated value of: **\$8,021,000**

Source: Statistics Canada (CDP)



PHOTO BY BROCK MACDONALD



STANDARD OF LIVING

SURVEY GRADE

B-

COMMUNITY STORY:

Food banks work at the local level to advance Sustainable Development Goal #2 (Zero Hunger) by providing support for families in need. In 2007, understanding the important role of food banks in our community, a group came together with a common vision of providing a long-term solution to food bank funding shortages. Their fundraising efforts culminated in the creation of the Food Forever Fund, an endowment fund at the Temiskaming Foundation

dedicated to providing ongoing financial support to local food banks. The fund donates to five local food banks every year, and will continue to do so forever.

The goal of the Food Forever Fund resonated with many in our community. In 2008, Ms. Monique Comeau joined the fund. She felt that her contribution would be one way for her to give back to the community. The George James (Jim) Ward Fund joined in 2009, established by Jack Ward & Daisy Edwards in memory of their brother. Several other funds also give to local food banks, including two funds established by Mr. Rheal Gelinias and his family, the Willie & Marie Gelinias and Norman Gelinias Funds.

This is just one of many ways to support local food banks. For more information, visit temiskamingfoundation.ca/vitalsigns

SURVEY RESULTS

64% of respondents said they were **comfortable with their current financial situation.**

YES	64%
SOMEWHAT	25%
NO	11%

77% of respondents said they **could access and afford nutritious food** for their family.

YES	77%
SOMEWHAT	20%
NO	3%

LOCAL FOOD BANKS

COBALT, COLEMAN, LATCHFORD & AREA (CCL)

The CCL Food Bank had 1035 visits in 2019, serving a total of 234 people. Out of the 234 people who used the food bank, 38% were children and youth.



Source: Cobalt, Coleman, Latchford & Area Food Bank

THE SALVATION ARMY (KIRKLAND LAKE)



The Salvation Army Kirkland Lake distributed 179 Christmas hampers in 2019. 40 of these hampers were for medium-sized families (1-3 people) and 29 were for large families (3+ people).

Source: The Salvation Army (Kirkland Lake) Food Bank

ENGLEHART & AREA



In 2019, the Englehart & Area Food Bank had 1495 visits.

Source: Englehart & Area Food Bank

THE SALVATION ARMY (NEW LISKEARD)

The Salvation Army New Liskeard saw a 15% increase in number of visits between 2019 and 2020.

“What we are learning now, since Jan 2021 is the need is much greater and we are seeing new users of the food bank!”
- Brandon Keeping, Salvation Army New Liskeard

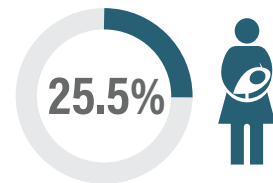
Source: The Salvation Army (New Liskeard) Food Bank

Interpretation Note: Measuring Low Income

There are several different ways to measure low income. We've included numbers from the Market Basket Measure (MBM) and the After-Tax Low Income Measure (LIM-AT) below. Please see page 50 for more information on the two measures.

LONE-PARENT FAMILIES IN LOW-INCOME

In 2016, 25.5% of lone-parent economic families in Timiskaming were in low income based on the Market Basket Measure (MBM). (Ontario: 26.2%, Canada: 25.2%)



Source: Statistics Canada

FOOD INSECURITY

WHAT IS FOOD INSECURITY?

Food insecurity is when people or families do not have enough money or resources to reliably access the variety or amount of food they need.



ABOUT **1/10** FAMILIES IN TIMISKAMING LIVE WITH FOOD INSECURITY.

Source: Timiskaming Health Unit

For households with children aged 4-17, the proportion of food insecure households in Timiskaming was 24.5% (2017/2018). Ontario: 11.9%

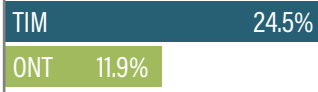
"Food banks provide an immediate, emergency response to people and families that are unable to afford sufficient food. While food banks are not a solution to food insecurity, they work tirelessly to provide nutritious food support and programming that helps to alleviate hunger and increase access to income."
- Feed Ontario, Hunger Report 2020

To learn more about food insecurity in Timiskaming and how you can help, visit: timiskaminghu.com/444/food-insecurity

NEARLY **1/4** HOUSEHOLDS WITH CHILDREN AGES 4-17 EXPERIENCED FOOD INSECURITY.



THIS IS MORE THAN **DOUBLE** ONTARIO'S RATE.



Source: Statistics Canada

CHILDREN IN LOW INCOME

In 2016, 20.3% of Timiskaming children and youth (ages 0-17) were in low-income (LIM-AT). (Ontario: 18.4%, Canada: 17.0%)



1/5 CHILDREN IN TIMISKAMING ARE IN LOW-INCOME

Source: Statistics Canada

The prevalence of low-income was even higher for young children ages 0-5 in Timiskaming (23.0%). (Ontario: 19.8%, Canada: 17.8%)

COST OF HEALTHY FOOD

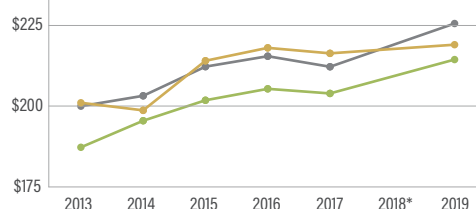
The Nutritious Food Basket (NFB) measures the local cost of healthy eating. It's completed every year by Ontario public health units and represents how much a family has to spend to buy a selection of healthy food items. In 2019, the cost of food in Timiskaming (Health Region) for a family of 4 was \$950/month (\$219.27/week).

COST OF HEALTHY FOOD IN TIMISKAMING (2019)

\$219/WEEK



Nutritious Food Basket (NFB) weekly cost, family of 4



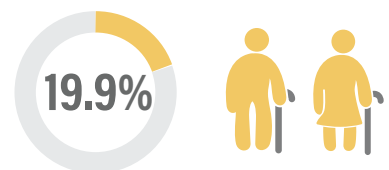
● Timiskaming Health Unit ● Northern Ontario ● Ontario

* NFB was not conducted in 2018

Source: Timiskaming Health Unit

SENIORS IN LOW INCOME

In 2016, 19.9% of Timiskaming seniors (ages 65+) were in low-income (LIM-AT). This is higher than Ontario (12.0%) and Canada (14.5%).



Source: Statistics Canada

PHOTO BY SUE NIELSEN

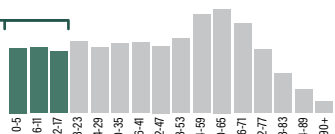
FAMILIES

CHILDREN AND YOUTH

There are 6110 children and youth (age 0-17) in the Timiskaming District (2020 estimate), making up 18% of the population.



18%



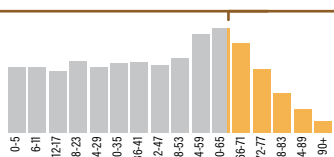
Source: Statistics Canada (CDP)

SENIORS

There are 7716 people ages 65+ in the Timiskaming District (2020 estimate), making up 23% of the population.



23%

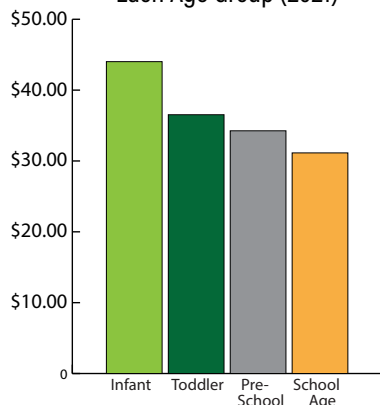


Source: Statistics Canada (CDP)

CHILD CARE

17 LICENSED CHILD CARE CENTRES **18** LICENSED HOME CHILD CARE PROVIDERS*

Average Cost of Child Care Per Day for Each Age Group (2021)



* As of August 2021

Source: District of Timiskaming Social Services Administration Board

KUNUWANIMANO CHILD AND FAMILY SERVICES



Kunuwanimano Child and Family Services works collaboratively with First Nations community members across Northeastern Ontario. They provide child and family services that are holistically and bi-culturally appropriate. Kunuwanimano's catchment area includes two First Nations communities in Timiskaming: Beaverhouse First Nations and Matachewan First Nations.

Source: Kunuwanimano Child and Family Services

NORTHEASTERN FAMILY AND CHILDREN'S SERVICES

North Eastern Ontario Family and Children's Services (NEOFACS) is a non-profit charitable organization, serving the Districts of Timiskaming and Cochrane. They provide a variety of programs and services that promote the well-being and safety of children, youth and families in our community.

Source: North Eastern Ontario Family and Children's Services

NEOFACS provided child/youth mental health services to:

692 people in the Timiskaming District (2019/2020).

HOME CARE

Home care services help people of all ages with health care needs to independently live in their community.

MEDIAN HOME CARE WAIT TIMES*

2 DAYS



for patients waiting in a hospital

Ontario: 1 day

6 DAYS



for patients waiting at home

Ontario: 6 days

74%

74% of home care patients in the North East region **strongly agreed** that their case manager helped them get the services they need. (Ontario: 72.8%)

* Median number of days new patients (19+) waited to receive publicly-funded home care

Source: Health Quality Ontario



PHOTO BY PAUL GORDON

SPORTS & RECREATION

ACTIVITY LEVELS

42.8%
OF ADULTS



42.8% of adults (18+) in Timiskaming participate in 150 minutes or more of physical activity per week.

(Ontario: 54.9%)*

71.6%
OF YOUTH



Youth 12-17 reporting Physical activity averaging 60 minutes per day: 71.6%.

(Ontario: 57.7%)**

Source: Statistics Canada

* The rate for Timiskaming adults is statistically different from Ontario (lower)
 ** The rate for Timiskaming youth is **not statistically different** from Ontario.

DID YOU KNOW?



The United Nations Convention on the Rights of the Child defines play as a right of every child. Outdoor play is strongly encouraged by health and government officials as it has many health, social, cognitive, and emotional benefits. Sometimes parents/guardians/caretakers are worried about the potential risks associated with outdoor play as the environment can be variable and changing. However, children need appropriate levels of risk to learn, set boundaries for themselves and others, and feel challenged. Active play in nature is essential for healthy child development!

Source: Outdoor Play Canada

GET OUT AND GET ACTIVE WITH COBALT YOUTH REC

Get Out and Get Active with Cobalt Youth Rec is a program sponsored by the Town of Cobalt with the help of the RBC Future Launch Community Challenge grant. The youth program set up activities such as geocaching, jujitsu and an outdoor skating loop in Teck Park in Cobalt.



HILLIARDTON MARSH: FOUR SEASONS YOUTH NATURE AND ACTIVITY TRAIL

The Four Seasons Youth Nature and Activity Trail project at the Hilliardton Marsh was also awarded a grant from RBC Future Launch. The trail will offer a self-guided tour for visitors to get active outdoors and learn more about the wetlands and species that inhabit them. The RBC Future Launch grant was administered and distributed through The Temiskaming Foundation.

CHALLENGES TO RECREATION

The City of Temiskaming Shores conducted a community survey in 2020 to help them develop their Recreation Master Plan. There were 363 survey participants which included individuals from surrounding municipalities.

When asked about the challenges for community members in terms of recreation, the top challenges were:

1. Cost
2. Communication/ awareness of programs/facilities
3. Location- need of a larger spread of facilities
4. Lack of time
5. Inadequate programming

Source: City of Temiskaming Shores

TEMISKAMING VOICES

As part of this Vital Signs® report, we've included this section titled "Temiskaming Voices" to capture the "voice" of our community through one-on-one interviews. This section features conversations we had with Temiskaming residents who shared their experiences and thoughts on our community- what we're doing well, and what we could do to improve.



NADIA PELLETIER-LAVIGNE

Nadia grew up in the Eastern Townships (QC) and started to spend time in the area as a teenager while attending Northwaters, a canoe tripping camp on Lake Temagami. That is where she learned to speak English, fell in love with the land, became acquainted with some Indigenous traditions and experienced a strong sense of community that would stay with her to this day.

Eventually, Nadia left her job in Montreal and moved to Northern Ontario full time to open a dogsledding company. In 2000, she started working at Centre de santé communautaire du Témiskaming where she has enjoyed a long career in community health. In her spare time Nadia enjoys gardening, reading, outdoor activities, chatting with family and friends, and relaxing in a hammock looking at Lake Temiskaming.

What is Temiskaming doing well?

NADIA: Nature is beautiful in and around the region and there are many ways to enjoy it, including canoeing, hiking, swimming, biking, cross-country skiing, and snowshoeing. These are small communities where people know each other, they are neighbourly, they help each other and get involved. There is a richness of diversity with the proximity of three cultures: Anglophone, Francophone and First Nations.

What do you think our community could improve on?

NADIA: We must encourage more active transportation. More people and visitors of all ages would choose walking and cycling, for example, but currently most of the region's streets and roads are geared towards motorized travel. Vehicles move too quickly, and pass too close to other users, making walking and cycling riskier and therefore less enjoyable. It is a vicious cycle. This phenomenon is a common community problem and there are many possible solutions that could be explored and put forward in our communities.

We need a process to facilitate welcoming new residents: it's not easy to integrate into a new community. It would be nice to have a way to meet newcomers in order to welcome them, get to know each other, promote connections with others who have similar interests and introduce them to local services and groups that might be of interest to them.

It is important to protect nature and manage green spaces. In a region like ours, it is easy to take green space for granted. Yet, we see waste, damaged trails, trees cut in areas that are not permitted, and the pollution of lakes and rivers that must be addressed if future generations are to enjoy their environment the same way we have.

Is there anything you would like to share with our community?

NADIA: If we create opportunities for engagement that value the voices of people who are generally excluded, this will have a positive impact on the entire community.

[Translated from French]

TINA ETHIER-NICHOL

Tina has been a resident of Haileybury for 41 years. She is a Métis woman and one of the founding members of the Temiskaming Métis Community Council. Tina has been a member of the council for over 20 years and continues to serve on it today.

What do you think Temiskaming is doing well?

TINA: Temiskaming has embraced its various cultures of people, each of which has brought something unique to the community. From the French community bringing Village Noël to our area, to massive fundraising efforts to preserve our way of life here, to the Four beautiful Indigenous communities which encompass us: Temagami First Nation, Matachewan First Nation, Timiskaming First Nation and Beaverhouse First Nation. Throughout history, Temiskaming has been the “stop over” location for many settlers and visitors. Our municipalities show great respect when working to preserve our local history for generations to come. It also has this sense of personal belonging. When you take a walk along the boardwalk in New Liskeard, walk around downtown Haileybury, or hike through the trails in Elk Lake, everyone seems to know each other - like long lost friends meeting up for the first time in a long while.

What do you think our community needs to work on?

TINA: Temiskaming definitely does well with welcoming, gathering and attracting individuals, but it is highly lacking economic development. Many former business owners have applied for franchise businesses only to be told that because their particular choice is available in North Bay or Timmins, that they do not qualify for that franchise. This shoves a barrier in front of any potential developments for our community. There are also vital services that work this way. We have to wait months to see a psychologist from Timmins or North Bay and there is none available in the area. Shopping is another example; our shopping malls do not support the current population, so residents are going to Timmins, North Bay and Sudbury to do their shopping. It would be nice if we could capture this economic development again instead of focusing so much on our natural resources.

Overall, I think we need to work on promoting business, bringing in the economy, stop focusing on the big assets (arenas, complexes, splash pads, bike baths, skate parks etc.) and focus on maintaining roads, affordable housing for all ages, and a resource centre that is open early until late hours so residents can get support before or after their work. There are so many little things that can be done to support the needs of Temiskaming. However, every community has its challenges and Temiskaming has always come out on top. This community has so much to offer. It is evident every time you drive through it how lucky we truly are to have such a beautiful place to live.

Are there any stories/information you would like to share with our community?

TINA: Temiskaming has lots of history. For example, in 1863 la mission des Oblats [the Mission Oblates of Mary Immaculate] was established next to Fort Témiscamingue. Fort Témiscamingue was built around 1679 – originally on an island approximately 20 km from its current location and was destroyed in 1688. In 1686 Pierre Chevalier De Troyes stopped over at the Fort on expedition to take over Fort James Bay which was being occupied by the Hudson’s Bay Company. There also used to be a “packet run” through the Hudson Bay Company, which was a system where goods and mail were delivered to Fort Temiskaming via canoe. There were two mail runs per year and the canoes could hold up to two tonnes! [Editor’s note: For more information about the “packet run” in Temiskaming, please consult the book *Turn of the Century (1992)* by Dave McLaren]. The Oblate Missionary files of Fort Old Mission should also be referenced when trying to capture the spirit of Temiskaming. The Old Mission was the beginning for many who crossed over from Quebec to start a life in Ontario. There were also major discoveries in our area: archaeological digs happened at both the Old Mission and Mill Creek and unfortunately, they are never shown at the forefront of community gatherings. We should also be preserving the stories of our people through books and other resources that can be shared with the community.



Mill Creek, Temiskaming Shores

Photo courtesy of Brock MacDonald



MELISSA LA PORTE

Melissa was born and raised in Haileybury. She lived in Southern Ontario for 10 years while attending post-secondary school. After finishing her Master's degrees at Brock University and another at the University of Guelph, she started a PhD at Queen's University but felt like home was calling her back.

Melissa and her husband James moved back to Temiskaming Shores in 2014 'just as a 5-year plan' and she started volunteering at the Temiskaming Art Gallery. However, as they approach their 7th year living here, it's clear to them that they won't be going anywhere.

Melissa and James love getting out in the bush with their three girls and dogs, curling at the Haileybury Curling Club and swimming in Lake Temiskaming. Melissa is very passionate about her work with the Temiskaming Art Gallery and the Open Studio Libre and is proud and excited for all the things we can achieve as a community.

What do you think Temiskaming is doing well?


MELISSA: There has been an upswing in collaboration between community organizations which is great. We're finding more opportunities to work with other groups in the community. This grows the network of people you can reach through projects and what you can bring to it through sharing resources. People are also increasingly seeing the importance of arts and culture for mental health and sense of community. I think in terms of COVID, Northern Ontario, specifically Temiskaming Shores, has done well because they have a "let's just get through it" kind of attitude. We are so used to having to adapt.

What do you think our community could improve on?

MELISSA: Even though people are turning to arts and culture more and are considering their mental health more, there can always be some improvements there. When COVID is done, and people can go back to playing hockey, going on travel teams and similar activities, please keep promoting arts and culture. Not to displace those things, but to make a balanced life for our kids. I think it's important to promote a broad worldview too. Being able to speak more than one language, experiencing the customs, rituals, and food of other cultures - these are so important in living a full life and creating a vibrant community.

Are there any stories/information you would like to share with our community?

MELISSA: One family did a reverse advent calendar for us over Christmas (even though we weren't open)- where instead of getting something for 24 days, they gave something. They put art supplies in a box each day and when we did reopen in January, they brought this big box of art supplies and the kids had decorated it. It was fabulous and just shows you that people were at home thinking of us and thinking about what the Open Studio Libre meant to their family.



The "reverse advent calendar" box donated to Open Studio Libre.

Photo courtesy of Melissa La Porte



EMILY POTTER

Emily grew up on a beef farm in the Earleton area. She received her Bachelor of Science in Agriculture from the University of Guelph in 2018.

During her time at school, her passion for agriculture in Northern Ontario led her to organizing events to promote farming in the North. After graduating, Emily returned to Temiskaming to continue her work supporting agriculture across Northern Ontario as the Executive Director of the Northern Ontario Farm Innovation Alliance (NOFIA).

Her favourite thing to do in Temiskaming is getting ice cream at Thornloe Cheese and driving around the back roads. She also likes to spend time at the many hiking trails and lakes in our area.

What would you like our community to know about agriculture and NOFIA?

EMILY: I would like them to know that at NOFIA our number one goal is to support the farmers that are here and promote Northern Ontario as a place to expand agriculture. I'd like them to know that we are here to support. In terms of agriculture in Temiskaming, farms here are constantly coming up with new and innovative ways to produce food, protect the environment, and be efficient. Trust your farmers and trust the process that they are using to creating healthy and safe food for you to consume.

What community initiatives implemented by NOFIA are working well to promote involvement in agriculture?

EMILY: We host an event called "A Day in Farm Country" where local farms open up to the public for a day and participants can do a self-guided tour to learn about agriculture in our area. We also did a project called "Northeast Bites" where we created recipe cards using products from smaller, local producers. We also helped them with creating marketing materials and setting up booths at local food festivals to help them promote their products.

What do you think is the biggest challenge for the agriculture industry in our area?

EMILY: While there is a great deal of support for agriculture and many funding opportunities here in Temiskaming, there is still a lack of infrastructure here. For example, we lack infrastructure for processing and value-added agricultural products. Another challenge is the distance to markets and the logistics behind that. At NOFIA we have been exploring the possibility to develop a rail siding facility to ship grain by rail from Northern Ontario to markets in Southern Ontario. Additionally, there are many large- and small-scale farms here, but no medium scale farms. There are small scale niche markets that don't require a lot of land, but most of it is large scale cash crop farms. This can make it challenging for newer farmers to come in and get started because there are not a lot of medium-sized farms available and larger farms require more capital investment to get started. Combining the lack of medium-sized farms with the increasing price of land, it can be really difficult to find farmland for sale here in Temiskaming.

How can we work as a community to support our agriculture industry?

EMILY: The community can support agriculture by buying local. Also, by continuing to advocate and provide funding opportunities for not only infrastructure and capital investments, but also business planning and marketing. These funding streams are key for younger and newer farmers looking to move here and farm.



Photo by Kiara Kidd,
Timiskaming District
Secondary School student



CAMERON LAMOTHE

Cameron has lived in Temiskaming Shores for 14 years, in addition to brief periods of time in other Ontario communities, and has really come to enjoy it here as a young adult.

He is grateful for the opportunity he has had to work with the Temiskaming Art Gallery on the development of Open Studio Libre, their community art studio, and wishes them well on their future endeavours.

Cameron loves all the outdoor activities available in Temiskaming, our fantastic restaurants, community events, and the good nature of the people here. His favourite thing to do in Temiskaming is to hike our wonderful nature trails!

What do you think is the biggest challenge for the arts community in our area?

CAMERON: Funding is a challenge for sure, not only here but also across Ontario. Bigger city centres may have more concentrated funding, but they still struggle just as much because they have so many more people involved. Another challenge is that we are a little removed from larger centers so people aren't necessarily exposed to the arts the same way those in a city would be. I think part of the solution is to keep bringing new and varied programming to the North, in order to give people the opportunity to learn what is beyond our community. Transportation is also a challenge here. Because we are so spread out geographically, it can be challenging for people in the extremities of our region to access programming. The arts are so very important, but a lot of people don't have the opportunity to engage with it. It's important to remember that creativity isn't just one thing- it can be dancing, cooking, or anything else!

What would you like Temiskaming's arts community to look like 10 years from now?

CAMERON: I expect it to be vibrant and growing. The number of artists that live here is quite surprising, many just keep to themselves. I would be really interested to see more platforms like Open Studio Libre that promote local artists and create opportunity for new people to discover art. I would also like to see a positive increase in the amount of adolescent and younger artists in the area.

What would you say to someone who was from this area who would like to pursue arts?

CAMERON: The arts are a career path that ebbs and flows, requires serious focus and attention, but is not without opportunities to be playful and enjoy the twists and turns. Certainly, it takes a lot of dedication. I would encourage people in this region to take the opportunity to explore other places and come back. While this community is really great, the world is so diverse and so big that it

is important to gain perspective and then bring that back to your own community and see how you can incorporate it and create a positive impact. We need people who are brave enough to venture beyond our community but are kind enough to bring that knowledge back.

Additionally, you may receive negativity for pursuing the arts. The issue is that people expect art to be a linear thing, but it's not. It is important to be open to whatever comes your way. A lot of people listen to their figures of guidance in their life and are told what to do and how to do it. I think the arts are good for people who want to push that. It is a good way to liberate yourself and give yourself the tools to think independently and critically. It is important to be constructively critical of yourself and your work and to be aware of your strengths and play to those. It's really just about being open. It is hard to have a full expectation on how things are going to go, but that's what keeps it interesting and makes it worthwhile.



Photo by
Olivia Beland,
student at
Timiskaming
District
Secondary
School



TRISTAN NICHOL

Tristan has lived in Kenabek, Ontario his entire life. He received his undergraduate degree in Environmental Sciences and Business Administration at Trent University. He has worked for many local businesses, including Nor Arc, Grant Farms, Pedersens, LEA Consulting, and Alamos Gold. Tristan is currently an Indigenous Student Advisor for DSBONE (District School Board Ontario North East).

Throughout his childhood, Tristan and his family often spent time hunting, fishing, connecting to their roots and traditional land living, as well as focusing on remaining a strong family.

His favourite things to do in Temiskaming are hiking, trail biking, golf, swimming at the beaches or pools, fishing, hunting, and he enjoys frequenting local niche businesses such as L'Autochtone, WhiskeyJack Brewery, Tap That Bar and Kitchen, and Dida's.

What do you think Temiskaming is doing well?

TRISTAN: I think Temiskaming does well in terms of how they've adapted to the COVID-19 pandemic. I'm impressed with the community awareness of it and everybody doing their part, for the most part. Aside from that, I also believe that Temiskaming is doing well in bringing in small businesses as well as turning their businesses over to younger generations. Some examples can be seen in Haileybury. These small niche businesses are a great thing for the economy here.

What do you think we could be improving on?

TRISTAN: I think our community could benefit from more access to education on mental wellness, mental health, and overall personal well-being. Not only that, but more housing, especially for men and support for men. We are becoming increasingly aware that mental stigma in men is a large issue. It's no longer the case to toughen up and move on. You've got to get in touch with your feelings or you're going to breakdown further down the road. On top of that, I believe that more support for Indigenous integration into the area could be improved on. There are resources out there, but not everyone knows what and where to find those resources. There are more opportunities for support now than in the past, but I feel like that is something that can always be worked on.

Is there a story or some information that you would like to share with our community?

TRISTAN: That is a harder one. It's not something I find easy to talk about in detail, but my family has had a history with drug abuse. I want to mention it because this is definitely something other families in the area are going through and it isn't often talked about. Addiction is a mental illness, and it gets to a point where it really isn't a choice anymore; that choice was made long ago, and you're left with the consequences of that action. One thing to take away from my experience is that there was an immense amount of support on all ends, especially from family, when it came to my father taking care of 3 children. Without this support, my siblings and I don't know where we would be today. I can't imagine what others go through without the amount of support we were lucky to receive through the large family we have.



Photo by Dusty Phippen,
student at Timiskaming District
Secondary School



PEGGY MORIN

Peggy was born in Cobalt, raised in Haileybury and has lived in Earlton for 18 years and counting. She has also lived in a few different areas: Ottawa, Toronto and Azilda. She is a teacher, coordinator, and business owner.

Peggy is proud to have been part of many different initiatives, projects, and events in this area, especially the 2009 International Plowing Match and the Festival des Folies Franco-Fun.

Her children grew up in this area and participated in various activities and sports: hockey, baseball, soccer, training camps, swimming, and playing outdoors in a safe community.

Peggy's favourite things to do in Temiskaming are walking, relaxing in her backyard, and volunteering and collaborating with others on worthy causes.

From your perspective, what do you think Temiskaming is doing well?

PEGGY: We have great community involvement. People care and feel that they are part of the community. Our community is also generous when it comes to donations. Community partners work together to find solutions for at-risk people in our area. What makes Temiskaming unique is its people. Everywhere we go, we see friendly faces; people who are polite and welcoming. There are also so many beautiful spots to visit (even during a pandemic): Devil's Rock, lakes, beaches, downtown Haileybury and New Liskeard. I also enjoy the diversity in our communities: Anglophones, Francophones, Métis and First Nations.

What do you think we could be improving on?

PEGGY: I would love to see a bus, train, or community van from Earlton to Temiskaming Shores. So many seniors don't drive, so it would really help with mobility barriers. This would also benefit teenagers from Earlton who don't have vehicles or can't drive yet as it would allow them to gain employment or participate in activities outside of Earlton. I would like to see more support/programs for people who suffer from mental illness, poverty, or food insecurity (including those who support them). It would be great to see better Internet speeds in our district. Our Internet is so slow compared to other regions! More businesses would be inclined to move to the area if we had faster Internet speeds and more cellular towers. The road maintenance in our community could also use improvement.



Photo by
Paul Gordon



JESSICA KNOTT

Jessica was born and raised in New Liskeard. Jessica attended high school at ESCSM and had the time of her life participating in student council and the musical band Spectacle Apollo. She moved to Sudbury to attend Laurentian University and became a French primary school teacher. She moved back to our area (which she had missed dearly), married her high school sweetheart, and taught grade 7 for 5 years at l'École publique des Navigateurs.

When Jessica had her first child, she had difficulty returning to work and knew that she had to put her career on hold. Jessica became a stay-at-home mom, where to this day, she continues to be to her three wonderfully fierce daughters.

One of Jessica's favourite things to do in Temiskaming Shores is biking the STATO trail. She also enjoys taking her girls to the Temiskaming Shores Beach and mini putt park. Her family enjoys camping at The Old Mission Resort in the summer. She feels very fortunate to come from Temiskaming Shores and is happy to be raising her family here.

What are some of the strengths of our community?

JESSICA: As a stay-at-home mom for five years now, I can say with confidence that we have a number of exceptional programs and services for children and parents and caregivers in our community. The EarlyON Child and Family Centre, Keepers of the Circle and the Centre de santé communautaire du Témiskaming all offer relevant activities. There have certainly been a number of changes with all the uncertainties we have experienced over the past year. However, the professionals at the centres have always done their best to accommodate us by offering diverse programming online and in person.

There are other assets that make our community a warm and positive place. I have had the opportunity to explore these beauties with my family, Riverside Farmer's Market, parks and playgrounds, Pete's Dam, Devil's Rock, various beaches, Waterfront Pool & Fitness Centre, various soccer and ball fields, The Old Mission Resort and the STATO Trail. We are looking forward to exploring the Rotary Splash Pad.

I think we're very fortunate to have such a wide variety of local businesses in our community, especially in terms of restaurant choices.

In what ways do you think we could improve the quality of life in our community?

JESSICA: I think the community is putting a lot of effort into maintaining physical activity among our young teens with various team sports and the success of the Carter Antila Memorial Skatepark. It is a pleasure to see so many participants.

I think our teenagers would benefit from more choices in artistic activities. Open Studio Libre, for example, is a new centre that I hope to see flourish and develop in the coming years. Maybe add a kind of open-mic coffee event.

Is there a specific topic or fact you would like to share with the community?

JESSICA: I am very proud to say that I belong to the Temiskaming community and I hope that one day my children will be able to say that they feel the same way. What a beauty... It's a privilege to live here!

[Translated from French]

ABOUT: EarlyON Child & Family Centres

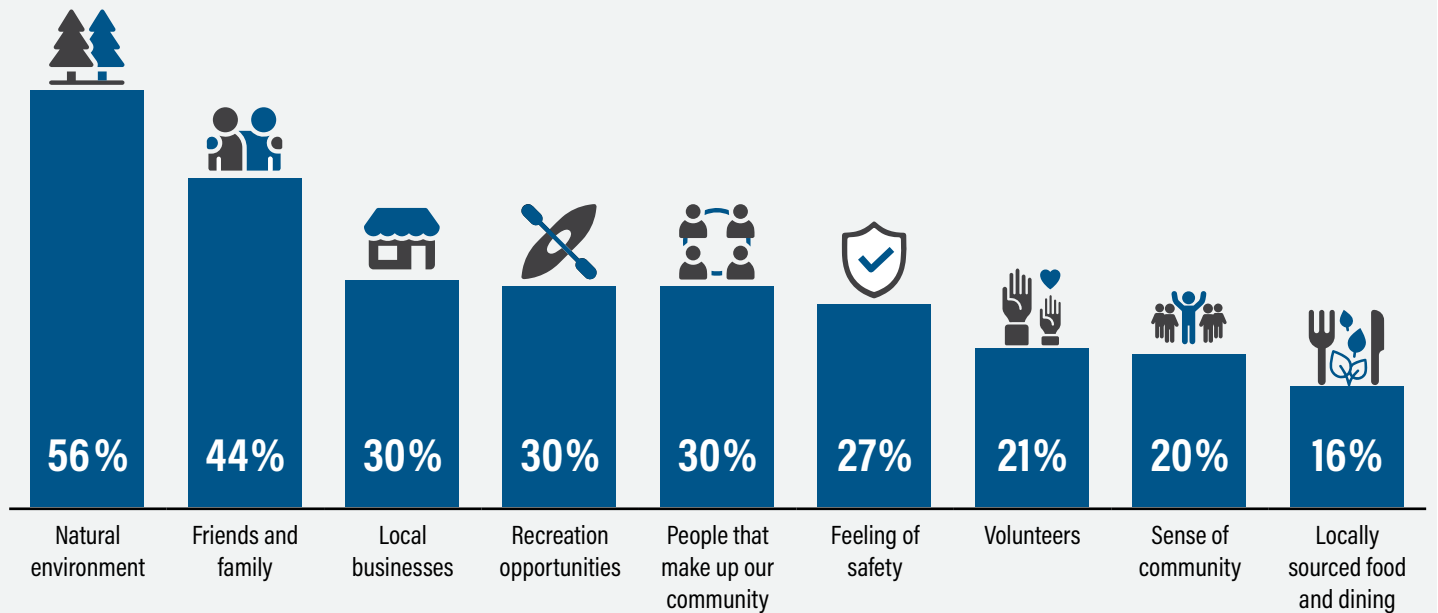
EarlyON Child and Family Centres offer free, high-quality programs for families and children from birth to 6 years old. They're welcoming places that offer a range of services and resources. Families can join fun activities (such as reading, storytelling, sing-alongs and games), get advice from professionals trained in early childhood development, find out about other family services in your community, and connect with other families with young children.

We have many EarlyON / ON y va centres in our community:

Virginiatown EarlyON, Kirkland Lake EarlyON, Keepers of the Circle (Kirkland Lake and New Liskeard), Englehart EarlyON, Centre de santé communautaire du Témiskaming (Earlton and New Liskeard), Haileybury EarlyON, and EarlyON Temagami.

COMMUNITY SURVEY

BEST THINGS



COMMENTS

"I appreciate the pool and fitness centre snowshoe loan system - this is amazing for reducing barriers and encouraging families to try winter activities."

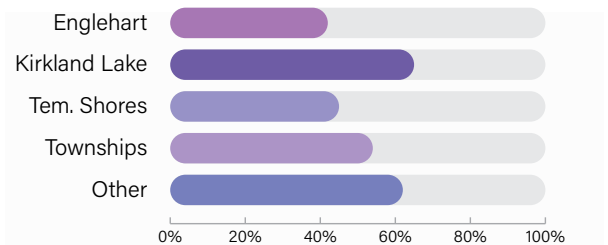
"Kirkland Lake has a great base of community minded volunteers who put on excellent quality festivals and entertainment for the people of Kirkland Lake."

"Retired people really appreciate Centre d'éducation des adultes." *[Translated from French]*

"We have a wonderful land to explore."

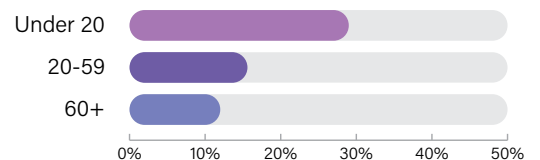
65.1%

of respondents in Kirkland Lake selected natural environment as one of our community's best things.

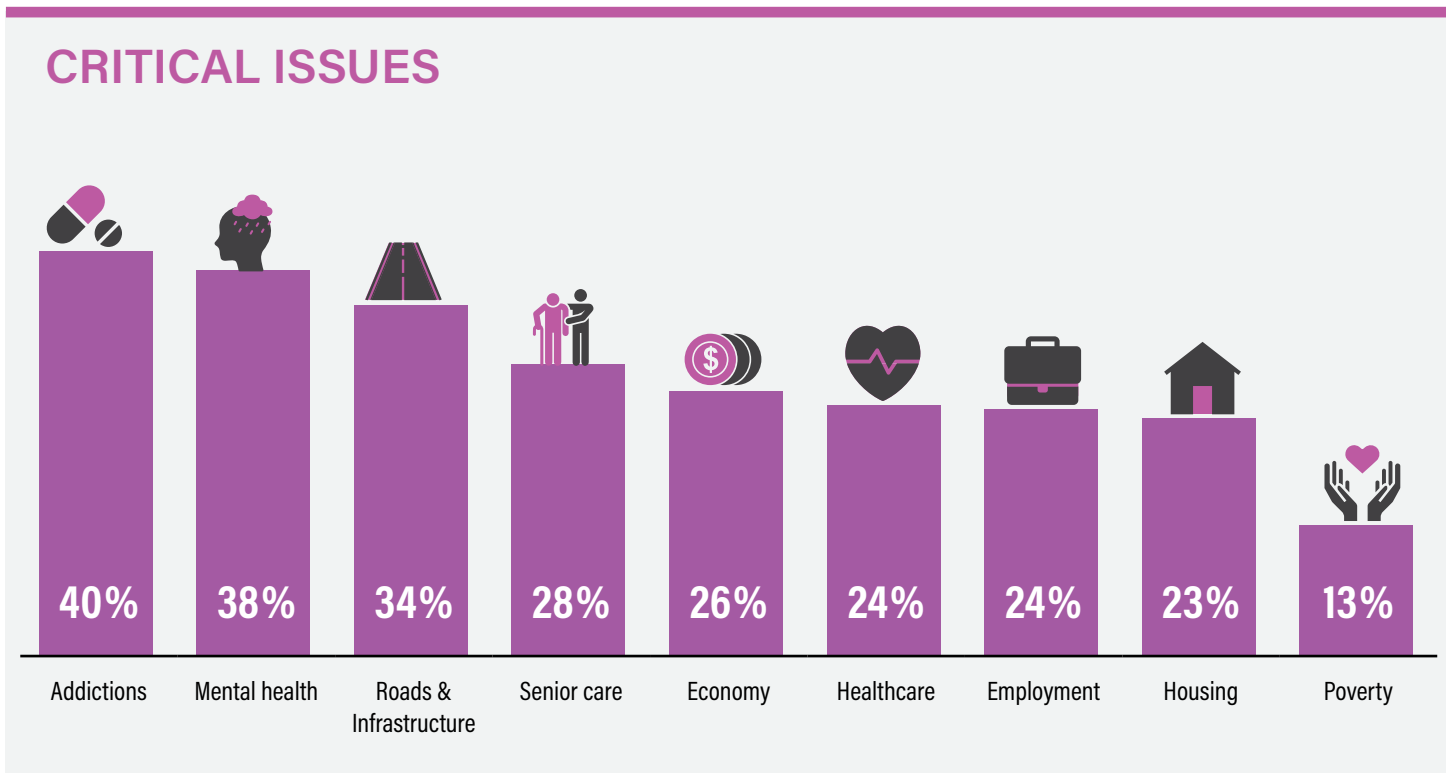


29.1%

of respondents under 20 years old selected locally-sourced food and dining as one of our community's best things.



In our Vital Signs® community survey, we asked respondents what they thought were the best things, and most critical issues in our community. Below are the top 9 responses for both questions based on the percentage of respondents who selected them.

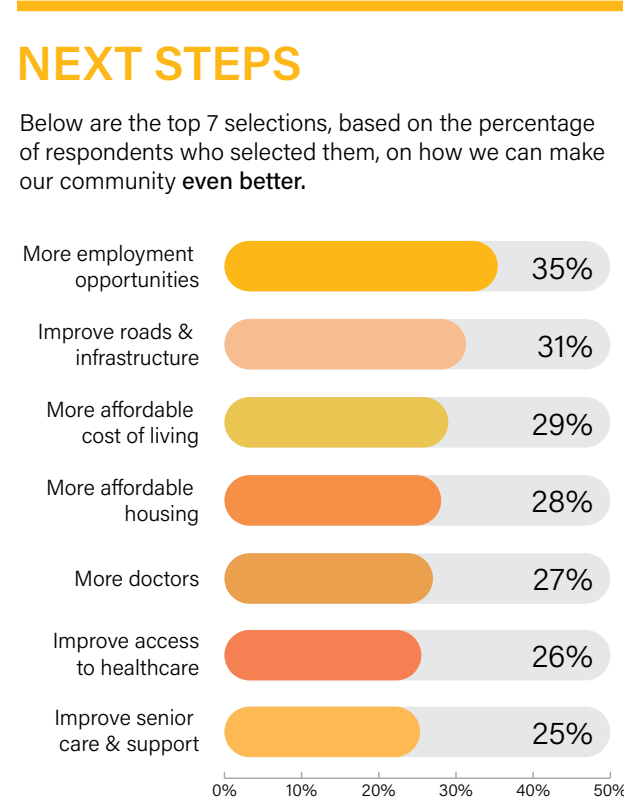


COMMENTS

“Homelessness in our area is rising... I had to put many, many, people over the years onto a bus and send out of area to access an overnight bed. Our community needs to really start helping its residents with basic human needs and reduce the stigma.”

“... We need to be a welcoming community to newcomers whether Canadians or immigrants. We need to have a better stock of rental housing so that people who wish to come and try out the community can do so.”

“More options for mental health and wellness care would be great. It's next to impossible to speak with a counsellor or therapist let alone find treatment for mental health issues.”



APPENDIX

We've included below additional information about some of the indicators in this report. More information about the indicators used, their limitations and implications (as well as indicators that we didn't have room to include) can be found on our website at temiskamingfoundation.ca/vitalsigns.

MEASURING LOW-INCOME

Market Basket Measure (MBM)

MBM considers low-income as households that have a disposable income less than the cost of a specific "basket" of goods and services that represent a modest, basic standard of living. The "basket" includes food, clothing, transportation, shelter, and other expenses, and changes based on location and population size. The MBM also makes complex adjustments to income to better represent how much a household can spend, accounting for unavoidable costs. The MBM is used as Canada's Official Poverty Line.

Low Income Measure (LIM)

LIM considers low income as earning substantially below the median. It uses a formula to calculate a low-income threshold based on the national income distribution, with adjustments based on the size of the family. The LIM is further broken down into before-tax (LIM-BT) and after-tax (LIM-AT) measures. LIM-AT determines low-income status based on after-tax income. This accounts for the reduced amount of income available for household spending from income taxes.

Table 1:
After-Tax Low Income Thresholds (LIM-AT)

	2019	2018
1 person	\$24,654	\$25,153
2 persons	\$34,867	\$35,572
3 persons	\$42,702	\$43,566
4 persons	\$49,309	\$50,306
5 persons	\$55,129	\$56,244
6 persons	\$60,391	\$61,612
7 persons	\$65,229	\$66,549

Low Income Cut-Off (LICO)

LICO considers low income as having to spend a much larger percentage of income than the average family on essentials- food, shelter, and clothing. It uses an income



Photo: Sue Nielsen

threshold last updated in 1992 and may no longer accurately reflect its original intent. LICO is not used as a low-income indicator in this report.

Why does this matter?

The measures view the concept of "low income" differently, often leading to different conclusions. This report uses indicators calculated by MBM and LIM (selected based on availability of data). One isn't necessarily better than the other; MBM looks at income compared to essential spending, and LIM looks at income compared to a "typical" Canadian income.

SENIOR HOUSING: LICENSED LONG-TERM CARE AND RETIREMENT HOMES

The five licensed Long-Term Care (LTC) homes in Timiskaming are: Extencicare Kirkland Lake, Extencicare Tri-Town, Northview Nursing Home, Teck Pioneer Residence, Temiskaming Lodge. LTCs are licensed by the Ontario Ministry of Health and Long Term Care.

The retirement home in Timiskaming is: Northdale Manor. Retirement homes in Ontario are licensed by the Retirement Homes Regulatory Authority (RHRA).

STATISTICAL SIGNIFICANCE


Some indicators will note that a result is "sta-

tistically significant". In very general terms, this means that the difference is unlikely to have happened because of chance. For example, the Canadian Community Health Survey found that 89% of Timiskaming seniors felt a strong sense of belonging, *statistically higher* than Ontario. This means that the difference between Timiskaming and Ontario is likely real, and not from chance (i.e., it's unlikely that Timiskaming seniors who responded *just happened* to feel a stronger sense of belonging). It doesn't suggest a specific cause or imply that a difference is particularly meaningful; just that the difference is unlikely to have happened randomly.

MEAN & MEDIAN

Mean and median both try to summarize a dataset to represent a "typical" case.

The mean is often known as the "average" value in a dataset. It's calculated by adding up all the data points and dividing it by the number of data points. However, the mean is easily affected by a few abnormally high or low values and doesn't always represent the "typical" case.



Wewegimok Lake // Photo: Sophie Larouche

The median is the "middle" value in a dataset. If you split the dataset into two equal groups, the median is the point where half of the values are lower, and half of the values are higher. Compared to the mean, the median is not easily influenced by a few abnormally high or low values.

COMMUNITY DATA PROGRAM

Some of the data used in this publication was obtained through the Canadian Community Economic Development Network's Community Data Program (CDP). Northern Policy Institute is the CDP lead for Northern Ontario (northernpolicy.ca).

For more information, please visit temiskamingfoundation.ca/vitalsigns

SPECIAL THANKS TO:

- | | |
|-------------------|-----------------------|
| Cathy Beauchamp | Shawn LaCarte |
| Charlie Angus | Susi Johanson |
| Emily Potter | Photography: |
| Ghislain Lambert | Brock MacDonald |
| Helene Culhane | Dusty Phippen |
| James Franks | Erin Hartley |
| Jason Sereda | Felicity Buckell |
| Jo-Anne Farmer | Kiara Kidd |
| Kim Jackson | Lois Weston-Bernstein |
| Laurie Wilson | Mary Graham |
| Lois Kozak | Olivia Beland |
| Lynne Bernier | Paul Gordon |
| Monique Chartrand | Sophie Larouche |
| Niels Hendrikx | Sue Nielsen |
| Peggy Morin | |



Photo: Dusty Phippen




Cobalt // Photo: Sue Nielsen

#30YearsofGiving in Canada

Who gives, how and why?



We give generously
Canadians give \$14+ billion annually to registered charities.



New Canadians are giving more

Annual average donation by new Canadians is \$672, compared to \$509 for those born in Canada.



Canada's 170,000 charities and nonprofits

employ two million Canadians and account for 8.1% of GDP.



13 million Canadians volunteer time and talents

to support charities and nonprofits and help those in need.



Giving is up but...

Total donations have continued to rise only because those who give are giving more.

Rising voice of women in philanthropy

Since 1985, women have steadily gained ground on men as a percentage of donors – from 36% to 41% in 2014. This trend is expected to accelerate as income equality is achieved.

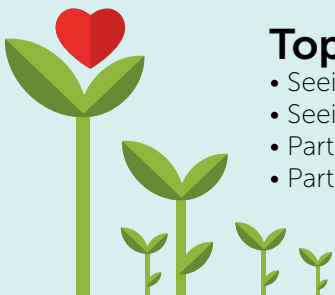


Giving habits not being passed down

Donation rates are dropping across all age groups, particularly among younger Canadians. Donors aged 50+ account for 74% of all donations, while those 70+ make up 30%.

Top youth experiences that motivate future giving:

- Seeing parents volunteer
- Seeing someone they admire helping others
- Participation in organized sporting events
- Participation in a student government
- Participation in a religious organization
- Door to door canvassing
- Volunteering
- Belonging to a youth group



Fondation
Rideau Hall
Foundation

IMAGINE
CANADA

rhf-frh.ca | imaginecanada.ca



THE TEMISKAMING FOUNDATION



705-647-1055



tff@temiskamingfoundation.ca



61 Whitewood Ave, Box 1084
New Liskeard ON P0J 1P0



<https://temiskamingfoundation.ca>